



BUFFALO FUNDS

BUFFALO BLUE CHIP GROWTH FUND

Investor Class: (BUFEX)
Institutional Class: (BUIEX)

BUFFALO HIGH YIELD FUND

Investor Class: (BUFHX)
Institutional Class: (BUIHX)

BUFFALO EARLY STAGE GROWTH FUND

Investor Class: (BUFOX)
Institutional Class: (BUIOX)

BUFFALO INTERNATIONAL FUND

Investor Class: (BUFIX)
Institutional Class: (BUIIX)

BUFFALO FLEXIBLE ALLOCATION FUND

Investor Class: (BUFBX)
Institutional Class: (BUIBX)

BUFFALO MID CAP DISCOVERY FUND

Investor Class: (BUFTX)
Institutional Class: (BUIIX)

BUFFALO GROWTH FUND

Investor Class: (BUFGX)
Institutional Class: (BIIGX)

BUFFALO MID CAP GROWTH FUND

Investor Class: (BUFMX)
Institutional Class: (BUIMX)

BUFFALO GROWTH & INCOME FUND

Investor Class: (BUFDX)
Institutional Class: (BUIDX)

BUFFALO SMALL CAP GROWTH FUND

Investor Class: (BUFSX)
Institutional Class: (BUIIX)

Prospectus

July 29, 2024

The U.S. Securities and Exchange Commission (the “SEC”) has not approved or disapproved of these securities or determined if this Prospectus is truthful or complete. Any representation to the contrary is a criminal offense.

Table of Contents

	Page
SUMMARY SECTION	2
BUFFALO BLUE CHIP GROWTH FUND	2
BUFFALO EARLY STAGE GROWTH FUND	7
BUFFALO FLEXIBLE ALLOCATION FUND	12
BUFFALO GROWTH FUND	17
BUFFALO GROWTH & INCOME FUND	22
BUFFALO HIGH YIELD FUND	27
BUFFALO INTERNATIONAL FUND	31
BUFFALO MID CAP DISCOVERY FUND	36
BUFFALO MID CAP GROWTH FUND	41
BUFFALO SMALL CAP GROWTH FUND	46
Purchase and Sale of Fund Shares, Taxes and Financial Intermediary Compensation	51
Principal Investment Strategies, Related Risks, and Disclosure of Portfolio Holdings	52
Management	63
Financial Highlights	65
Shareholder Information	86
Distributions	90
Taxes	91
Additional Policies About Transactions	92
Privacy Policy	98
Conducting Business with the Buffalo Funds	101

Summary Section

BUFFALO BLUE CHIP GROWTH FUND

INVESTMENT OBJECTIVE

The investment objective of the Buffalo Blue Chip Growth Fund (“Blue Chip Growth Fund” or the “Fund”) (formerly known as “Buffalo Large Cap Fund”) is long-term growth of capital.

FEES AND EXPENSES OF THE FUND

This table describes the fees and expenses that you may pay if you buy, hold and sell shares of the Fund. You may pay other fees, such as brokerage commissions and other fees to financial intermediaries, which are not reflected in the tables and example below.

Shareholder Fees <i>(fees paid directly from your investment)</i>	Investor Class	Institutional Class
	None	None
Annual Fund Operating Expenses <i>(expenses that you pay each year as a percentage of the value of your investment)</i>		
Management Fees	0.75%	0.75%
Shareholder Servicing Fee	0.10% ⁽¹⁾	None
Other Expenses	0.04%	0.04%
Total Annual Fund Operating Expenses	0.89%⁽²⁾	0.79%⁽²⁾

⁽¹⁾ Investor Class shares are subject to an annual shareholder servicing fee of up to 0.15% pursuant to the Fund’s Shareholder Servicing Plan. The maximum rate of the shareholder servicing fee may not be incurred in a given year.

⁽²⁾ The Total Annual Fund Operating Expenses for each Class of the Fund do not correlate to the ratio of expenses to average net assets listed in the Fund’s financial highlights, which reflects the operating expenses of each Class of the Fund and does not include the amount of the Fund’s proportionate share of the fees and expenses of other investment companies in which each Class of the Fund invests.

Example. This example is intended to help you compare the cost of investing in the Fund with the cost of investing in other mutual funds. The example assumes that you invest \$10,000 in the Fund for the time periods indicated and then redeem all of your shares at the end of those periods. The example also assumes that your investment has a 5% return each year and that the Fund’s operating expenses remain the same. Although your actual costs may be higher or lower, based on these assumptions your costs would be:

Blue Chip Growth Fund	1 Year	3 Years	5 Years	10 Years
Investor Class	\$91	\$284	\$493	\$1,096
Institutional Class	\$81	\$252	\$439	\$978

Portfolio Turnover. The Fund pays transaction costs, such as commissions, when it buys and sells securities (or “turns over” its portfolio). A higher portfolio turnover rate may indicate higher transaction costs and may result in higher taxes when Fund shares are held in a taxable account. These costs, which are not reflected in annual fund operating expenses or in the example, affect the Fund’s performance. During the most recent fiscal year, the Fund’s portfolio turnover rate was 36% of the average value of its portfolio.

PRINCIPAL INVESTMENT STRATEGIES

The Blue Chip Growth Fund invests at least 80% of its net assets, plus any borrowings for investment purposes, in equity securities, consisting of common stocks, preferred stocks, convertible securities, warrants, and rights of “blue chip growth companies.” Kornitzer Capital Management, Inc., the Fund’s investment adviser (the “Adviser” or “KCM”), defines blue chip companies as companies that, at the time of purchase, are nationally recognized, well established in their industries, financially sound and usually have higher market capitalizations. KCM defines growth

companies as companies that, at the time of purchase, are constituents of the Russell 3000[®] Growth Index or exhibit growth characteristics (generates positive cash flows or earnings that increase at faster rates than the overall economy) consistent with inclusion of companies in the Russell 3000[®] Growth Index. Companies included in the Fund's investment universe must satisfy both prongs of KCM's definition of blue chip growth company. In addition to the Fund's investments in domestic securities, the Fund may also invest up to 20% of its net assets in sponsored or unsponsored American Depositary Receipts ("ADRs") and securities of foreign companies that are traded on U.S. stock exchanges.

Companies are screened using in-depth, in-house research to identify those which the Adviser believes have favorable attributes, including attractive valuation, strong management, conservative debt, free cash flow, scalable business models, and competitive advantages. The Fund may invest in companies in any sector. Currently, the Fund has significant investments in the information technology sector. The Adviser may sell the Fund's investments to secure gains, limit losses, or reinvest in more promising investment opportunities.

The Fund is classified as a "non-diversified" investment company under the Investment Company Act of 1940 (the "1940 Act").

PRINCIPAL RISKS

The Blue Chip Growth Fund cannot guarantee that it will achieve its investment objective. As with any mutual fund, the value of the Fund's investments may fluctuate. If the value of the Fund's investments decreases, the value of the Fund's shares will also decrease and you may lose money. The risks associated with the Fund's principal investment strategies are:

Market Risk; Recent Market Events – U.S. and international markets have experienced and may continue to experience significant periods of volatility in recent months and years due to a number of economic, political and global macro factors, including uncertainty regarding inflation and central banks' interest rate increases, the possibility of a national or global recession, trade tensions, political events, the war between Russia and Ukraine, significant conflict between Israel and Hamas in the Middle East, and the impact of the coronavirus (COVID-19) global pandemic. These and other events may cause market disruptions and could have an adverse effect on the value of the Fund's investments.

Management Risk – Management risk means that your investment in the Fund varies with the success and failure of the Adviser's investment strategies and the Adviser's research, analysis and determination of portfolio securities.

Equity Market Risk – Equity securities held by the Fund may experience sudden, unpredictable drops in value or long periods of decline in value due to general stock market fluctuations, increases in production costs, decisions by management or related factors.

Common Stocks. Common stocks are susceptible to general stock market fluctuations and to volatile increases and decreases in value as market confidence in and perceptions of their issuers change. Common stock is generally subject to greater risk than preferred stocks and debt obligations because holders of common stock generally have inferior rights to receive payments from issuers in comparison with the rights of the holders of other securities, bondholders and other creditors.

Preferred Stock. Preferred stock is subject to the risk that the dividend on the stock may be changed or omitted by the issuer, and that participation in the growth of an issuer may be limited.

Convertible Securities. A convertible security is a fixed-income security (a debt instrument or a preferred stock) which may be converted at a stated price within a specified period of time into a certain quantity of the common stock of the same or a different issuer. The market value of a convertible security performs like that of a regular debt security, that is, if market interest rates rise, the value of the convertible security falls.

Warrants. Investments in warrants involve certain risks, including the possible lack of a liquid market for resale of the warrants, potential price fluctuations as a result of speculation or other factors, and failure of the price of the underlying security to reach or have reasonable prospects of reaching a level at which the warrant can be prudently

exercised (in which event the warrant may expire without being exercised, resulting in a loss of the Fund's entire investment therein).

Rights. The purchase of rights involves the risk that the Fund could lose the purchase value of a right if the right is not exercised prior to its expiration. Also, the purchase of rights involves the risk that the effective price paid for the right added to the subscription price of the related security may exceed the value of the subscribed security's market price.

Non-Diversification Risk – Because the Fund is “non-diversified,” it may invest a greater percentage of its assets in the securities of a single issuer or a lesser number of issuers than if it was a diversified fund. As a result, a decline in the value of an investment in a single issuer or a small number of issuers could cause the Fund's overall value to decline to a greater degree than if the Fund held a more diversified portfolio. This may increase the Fund's volatility and cause the performance of a relatively smaller number of issuers to have a greater impact on the Fund's performance.

Growth-Style Investing Risks – Because the Fund focuses on growth-style stocks, its performance may at times be better or worse than the performance of funds that focus on other types of stocks or that have a different investment style, such as value-style stocks. Growth stocks are often characterized by high price-to-earnings ratios and as a result, may be more volatile than stocks with lower price-to-earnings ratios.

Large-Cap Company Risk – Larger, more established companies may be unable to respond quickly to new competitive challenges and are sometimes unable to attain the high growth rates of successful, smaller companies during periods of economic expansion.

Sector Risk – Companies with similar characteristics, such as those within the same industry, may be grouped together in broad categories called sectors. To the extent the Fund invests its assets in a particular sector, the Fund's performance may be more susceptible to any economic, business, or other developments that generally affect that sector.

Information Technology Sector Risk. Information technology companies often face unusually high price volatility, both in terms of gains and losses. The potential for wide variations in performance is based on special risks common to information technology companies. Information technology companies may have limited product lines, markets or financial resources. Information technology companies are affected by worldwide technological developments and their products and services may quickly become outdated. Given these risks, an investment in the Fund may be more suitable for long-term investors who are willing to withstand the Fund's potential for volatility.

Mid-Cap Company Risk – Investing in mid-cap companies may involve greater risk than investing in large-cap companies due to less management experience, fewer financial resources, less product diversification and fewer competitive strengths. Therefore, such securities may be more volatile and less liquid than large-cap companies. In addition, mid-cap companies may be particularly affected by interest rate increases, as they may find it more difficult to borrow money to continue or expand operations, or may have difficulty in repaying any loans.

Money Market Funds Risk – An investment in a money market fund is not a bank deposit and is not insured or guaranteed by any bank, the Federal Deposit Insurance Corporation (FDIC) or any other government agency. Although money market funds seek to preserve the value of investments at \$1.00 per share, it is possible for the Fund to lose money if shares of money market funds in which it invests fall below \$1.00 per share.

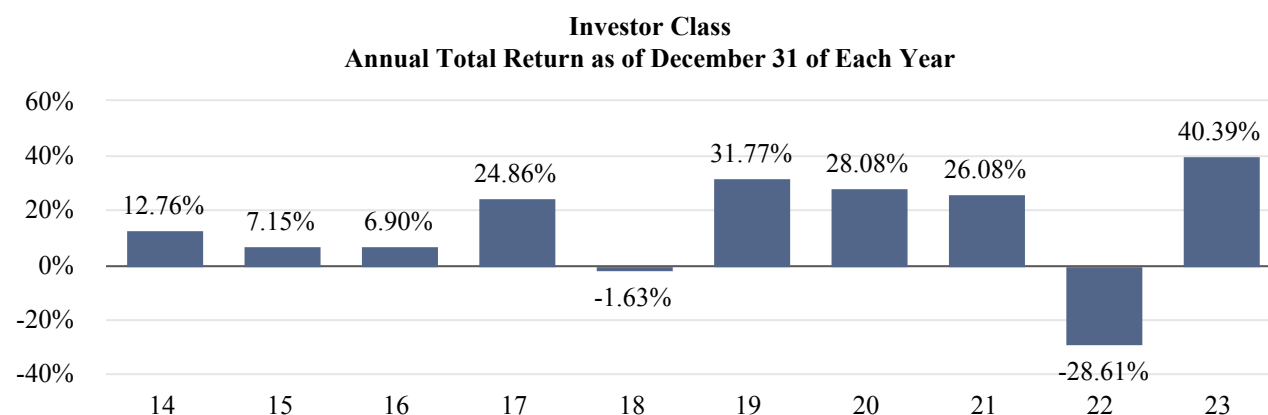
Foreign Risk – Investing in securities of foreign corporations involves additional risks relating to: political, social, religious and economic developments abroad; market instability; fluctuations in foreign exchange rates; different regulatory requirements, market practices, accounting standards and practices; and less publicly available information about foreign issuers. Additionally, these investments may be subject to foreign withholding taxes, may be less liquid, carry higher brokerage commissions and other fees, and procedures and regulations governing transactions and custody in foreign markets also may involve delays in payment, delivery or recovery of money or investments. Investments in common stocks of U.S. companies with international operations, and the purchase of sponsored or unsponsored ADRs carry similar risks.

American Depositary Receipts. Unsponsored ADRs held by the Fund are frequently under no obligation to distribute shareholder communications received from the underlying issuer. For this and other reasons, there is less information available about unsponsored ADRs than sponsored ADRs. Unsponsored ADRs are also not obligated to pass through voting rights to the Fund. Investing in foreign companies, even indirectly through ADRs, may involve the same inherent risks as investing in securities of foreign issuers, as described above.

Cybersecurity Risk – With the increased use of technologies such as the Internet to conduct business, the Fund is susceptible to operational, information security, and related risks. Cyber incidents affecting the Fund or its service providers may cause disruptions and impact business operations, potentially resulting in financial losses, interference with the Fund’s ability to calculate its NAV, impediments to trading, the inability of shareholders to transact business, violations of applicable privacy and other laws, regulatory fines, penalties, reputational damage, reimbursement or other compensation costs, or additional compliance costs.

PERFORMANCE

The performance information provides some indication of the risks of investing in the Blue Chip Growth Fund by showing changes in the Fund’s performance from year to year and by showing how the Fund’s average annual returns for one, five and ten years compare with those of a broad measure of market performance and the returns of an additional index. The Fund’s past performance information, before and after taxes, is not necessarily an indication of how the Fund will perform in the future. Updated performance information is available on the Fund’s website at <http://www.buffalofunds.com/performance.html>, or by calling the Fund toll-free at 1-800-49-BUFFALO (1-800-492-8332).



Calendar Year-to-Date Return – Investor Class (through June 30, 2024) = 21.25%

Best and Worst Quarterly Performance (during periods shown above):

Best Quarter: June 30, 2020 = 24.25%
Worst Quarter: June 30, 2022 = -19.47%

Average Annual Total Returns for the periods ended December 31, 2023

	1 Year	5 Years	10 Years
Investor Class			
Return Before Taxes	40.39%	16.35%	12.96%
Return After Taxes on Distributions	40.38%	14.91%	11.34%
Return After Taxes on Distributions and Sale of Fund Shares	23.92%	13.14%	10.31%
Institutional Class			
Return Before Taxes	40.52%	16.52%	13.13%
Russell 3000® Index* (reflects no deduction for fees, expenses or taxes)	25.96%	15.16%	11.48%
Russell 1000® Growth Index (reflects no deduction for fees, expenses or taxes)	42.68%	19.50%	14.86%

* The Russell 3000[®] Index has replaced the Russell 1000[®] Growth Index as the Fund’s primary benchmark. The change of primary benchmark was the result of SEC rule amendments that require funds to show their performance against an “appropriate broad-based securities market index” that reflects the overall applicable market in which a fund invests. The Adviser believes the secondary benchmark is a more appropriate performance comparison given the Fund’s holdings.

After-tax returns are shown for Investor Class shares only and will vary for Institutional Class shares. After-tax returns are calculated using the highest historical individual federal marginal income tax rates and do not reflect the impact of state or local taxes. Actual after-tax returns depend on each investor’s individual tax situation and may differ from those shown in the table. The after-tax returns shown are not relevant to investors who own the Blue Chip Growth Fund in a tax-deferred or other tax-advantaged arrangement, such as an individual retirement account (“IRA”) or a 401(k) plan. In certain cases, the figure representing “Return After Taxes on Distributions and Sale of Fund Shares” may be higher than the other return figures for the same period, since a higher after-tax return results when a capital loss occurs upon redemption and provides an assumed tax deduction that benefits the investor.

MANAGEMENT

Investment Adviser. Kornitzer Capital Management, Inc. is the Blue Chip Growth Fund’s investment adviser.

Portfolio Manager. The Blue Chip Growth Fund is managed by:

<u>Portfolio Manager</u>	<u>Years of Service as Portfolio Manager</u>	<u>Current Title</u>
Ken Laudan	3	Portfolio Manager

For important information about the purchase and sale of Fund shares, tax information and financial intermediary compensation, please turn to “Purchase and Sale of Fund Shares, Taxes and Financial Intermediary Compensation” on page 51.

BUFFALO EARLY STAGE GROWTH FUND

INVESTMENT OBJECTIVE

The investment objective of the Buffalo Early Stage Growth Fund (“Early Stage Growth Fund” or the “Fund”) is long-term growth of capital.

FEES AND EXPENSES OF THE FUND

This table describes the fees and expenses that you may pay if you buy, hold and sell shares of the Fund. You may pay other fees, such as brokerage commissions and other fees to financial intermediaries, which are not reflected in the tables and example below.

Shareholder Fees <i>(fees paid directly from your investment)</i>	Investor Class	Institutional Class
	None	None
Annual Fund Operating Expenses <i>(expenses that you pay each year as a percentage of the value of your investment)</i>		
Management Fees	1.30%	1.30%
Shareholder Servicing Fee	0.10% ⁽¹⁾	None
Other Expenses	<u>0.05%</u>	<u>0.05%</u>
Total Annual Fund Operating Expenses	<u>1.45%</u> ⁽²⁾	<u>1.35%</u> ⁽²⁾

⁽¹⁾ Investor Class shares are subject to an annual shareholder servicing fee of up to 0.15% pursuant to the Fund’s Shareholder Servicing Plan. The maximum rate of the shareholder servicing fee may not be incurred in a given year.

⁽²⁾ The Total Annual Fund Operating Expenses for each Class of the Fund do not correlate to the ratio of expenses to average net assets listed in the Fund’s financial highlights, which reflects the operating expenses of each Class of the Fund and does not include the amount of the Fund’s proportionate share of the fees and expenses of other investment companies in which each Class of the Fund invests.

Example. This example is intended to help you compare the cost of investing in the Fund with the cost of investing in other mutual funds. The example assumes that you invest \$10,000 in the Fund for the time periods indicated and then redeem all of your shares at the end of those periods. The example also assumes that your investment has a 5% return each year and that the Fund’s operating expenses remain the same. Although your actual costs may be higher or lower, based on these assumptions your costs would be:

<u>Early Stage Growth Fund</u>	<u>1 Year</u>	<u>3 Years</u>	<u>5 Years</u>	<u>10 Years</u>
Investor Class	\$148	\$459	\$792	\$1,735
Institutional Class	\$137	\$428	\$739	\$1,624

Portfolio Turnover. The Fund pays transaction costs, such as commissions, when it buys and sells securities (or “turns over” its portfolio). A higher portfolio turnover rate may indicate higher transaction costs and may result in higher taxes when Fund shares are held in a taxable account. These costs, which are not reflected in annual fund operating expenses or in the example, affect the Fund’s performance. During the most recent fiscal year, the Fund’s portfolio turnover rate was 20% of the average value of its portfolio.

PRINCIPAL INVESTMENT STRATEGIES

The Early Stage Growth Fund invests at least 80% of its net assets, plus any borrowings for investment purposes, in equity securities, consisting of common stocks, preferred stocks, convertible securities, warrants, and rights of “early stage growth companies.” Kornitzer Capital Management, Inc., the Fund’s investment adviser (the “Adviser” or “KCM”), defines early stage companies as companies, at the time of purchase, with market capitalizations below the weighted average of the Russell 2000[®] Growth Index and are starting to develop a new product or service or have recently developed a new product or service. As of June 30, 2024, the weighted average market capitalization of the Russell 2000[®] Growth Index was \$3.7 billion. KCM defines growth companies as companies that, at the time of purchase, are constituents of the Russell 3000[®] Growth Index or exhibit growth characteristics (generates positive cash

flows or earnings that increase at faster rates than the overall economy) consistent with inclusion of companies in the Russell 3000[®] Growth Index. Companies included in the Fund's investment universe must satisfy both prongs of KCM's definition of an early stage growth company. In addition to the Fund's investments in domestic securities, the Fund may also invest up to 20% of its net assets in sponsored or unsponsored American Depositary Receipts ("ADRs") and securities of foreign companies that are traded on U.S. stock exchanges.

Companies are screened using in-depth, in-house research to identify those which the Adviser believes have favorable attributes, including attractive valuation, strong management, conservative debt, free cash flow, scalable business models, and competitive advantages. The Fund may invest in companies in any sector. Currently, the Fund has significant investments in the industrials sector. The Adviser may sell the Fund's investments to secure gains, limit losses, or reinvest in more promising investment opportunities.

PRINCIPAL RISKS

The Early Stage Growth Fund cannot guarantee that it will achieve its investment objective. As with any mutual fund, the value of the Fund's investments may fluctuate. If the value of the Fund's investments decreases, the value of the Fund's shares will also decrease and you may lose money. The risks associated with the Fund's principal investment strategies are:

Market Risk; Recent Market Events – U.S. and international markets have experienced and may continue to experience significant periods of volatility in recent months and years due to a number of economic, political and global macro factors, including uncertainty regarding inflation and central banks' interest rate increases, the possibility of a national or global recession, trade tensions, political events, the war between Russia and Ukraine, significant conflict between Israel and Hamas in the Middle East, and the impact of the coronavirus (COVID-19) global pandemic. These and other events may cause market disruptions and could have an adverse effect on the value of the Fund's investments.

Management Risk – Management risk means that your investment in the Fund varies with the success and failure of the Adviser's investment strategies and the Adviser's research, analysis and determination of portfolio securities.

Equity Market Risk – Equity securities held by the Fund may experience sudden, unpredictable drops in value or long periods of decline in value due to general stock market fluctuations, increases in production costs, decisions by management or related factors.

Common Stocks. Common stocks are susceptible to general stock market fluctuations and to volatile increases and decreases in value as market confidence in and perceptions of their issuers change. Common stock is generally subject to greater risk than preferred stocks and debt obligations because holders of common stock generally have inferior rights to receive payments from issuers in comparison with the rights of the holders of other securities, bondholders and other creditors.

Preferred Stock. Preferred stock is subject to the risk that the dividend on the stock may be changed or omitted by the issuer, and that participation in the growth of an issuer may be limited.

Convertible Securities. A convertible security is a fixed-income security (a debt instrument or a preferred stock) which may be converted at a stated price within a specified period of time into a certain quantity of the common stock of the same or a different issuer. The market value of a convertible security performs like that of a regular debt security, that is, if market interest rates rise, the value of the convertible security falls.

Warrants. Investments in warrants involve certain risks, including the possible lack of a liquid market for resale of the warrants, potential price fluctuations as a result of speculation or other factors, and failure of the price of the underlying security to reach or have reasonable prospects of reaching a level at which the warrant can be prudently exercised (in which event the warrant may expire without being exercised, resulting in a loss of the Fund's entire investment therein).

Rights. The purchase of rights involves the risk that the Fund could lose the purchase value of a right if the right is not exercised prior to its expiration. Also, the purchase of rights involves the risk that the effective price paid for

the right added to the subscription price of the related security may exceed the value of the subscribed security's market price.

Growth-Style Investing Risks – Because the Fund focuses on growth-style stocks, its performance may at times be better or worse than the performance of funds that focus on other types of stocks or that have a different investment style, such as value-style stocks. Growth stocks are often characterized by high price-to-earnings ratios and as a result, may be more volatile than stocks with lower price-to-earnings ratios.

Micro-Cap Company Risk – Investing in micro-cap companies may involve greater risk than investing in companies with larger capitalization due to less management experience, fewer financial resources, less product diversification and fewer competitive strengths. Therefore, such securities may be more volatile and less liquid than companies with larger capitalization. In addition, micro-cap companies may be particularly affected by interest rate increases, as they may find it more difficult to borrow money to continue or expand operations, or may have difficulty in repaying any loans. The trading volume of securities of smaller capitalization companies is normally less than that of larger capitalization companies, and therefore may disproportionately affect their market price, tending to make them fall more in response to selling pressure than is the case with larger capitalization companies. These risks are enhanced for micro-cap securities. Many micro-cap companies tend to be new and have no proven track record. Some of these companies have no assets or operations, while others have products and services that are still in development or have yet to be tested in the market. As any size of trade can have a large percentage impact on the price of a micro-cap stock, the Fund will be more susceptible to sudden and significant losses. In addition, micro-cap company stocks will also be bought and sold less often than other stocks, making them less liquid than other securities. Because of this, if the Fund wants to sell a large quantity of a micro-cap company's stock, it may have to sell at a lower price than the Adviser might prefer, or it may have to sell in smaller than desired quantities over a period of time. Given these risks, an investment in the Fund may be more suitable for long-term investors who are willing to bear the risk of these fluctuations.

Sector Risk – Companies with similar characteristics, such as those within the same industry, may be grouped together in broad categories called sectors. To the extent the Fund invests its assets in a particular sector, the Fund's performance may be more susceptible to any economic, business, or other developments that generally affect that sector.

Industrials Sector Risk. Issuers in the industrials sector are affected by supply and demand, both for their specific product or service and for industrials sector products in general. The products of such issuers may face obsolescence due to rapid technological developments and frequent new product introduction. Government regulations, world events, economic conditions and exchange rates affect the performance of companies in the industrials sector. Issuers in the industrials sector may be adversely affected by liability for environmental damage, product liability claims and exchange rates. The industrials sector may also be adversely affected by changes or trends in commodity prices that may be influenced by unpredictable factors.

Small-Cap Company Risk – Investing in small-cap companies may involve greater risk than investing in large- or mid-cap companies due to less management experience, fewer financial resources, less product diversification and fewer competitive strengths. Therefore, such securities may be more volatile and less liquid than mid- and large-cap companies. In addition, small-cap companies may be particularly affected by interest rate increases, as they may find it more difficult to borrow money to continue or expand operations, or may have difficulty in repaying any loans.

Mid-Cap Company Risk – Investing in mid-cap companies may involve greater risk than investing in large-cap companies due to less management experience, fewer financial resources, less product diversification and fewer competitive strengths. Therefore, such securities may be more volatile and less liquid than large-cap companies. In addition, mid-cap companies may be particularly affected by interest rate increases, as they may find it more difficult to borrow money to continue or expand operations, or may have difficulty in repaying any loans.

Money Market Funds Risk – An investment in a money market fund is not a bank deposit and is not insured or guaranteed by any bank, the Federal Deposit Insurance Corporation (FDIC) or any other government agency. Although money market funds seek to preserve the value of investments at \$1.00 per share, it is possible for the Fund to lose money if shares of money market funds in which it invests fall below \$1.00 per share.

Foreign Risk – Investing in securities of foreign corporations involves additional risks relating to: political, social, religious and economic developments abroad; market instability; fluctuations in foreign exchange rates; different

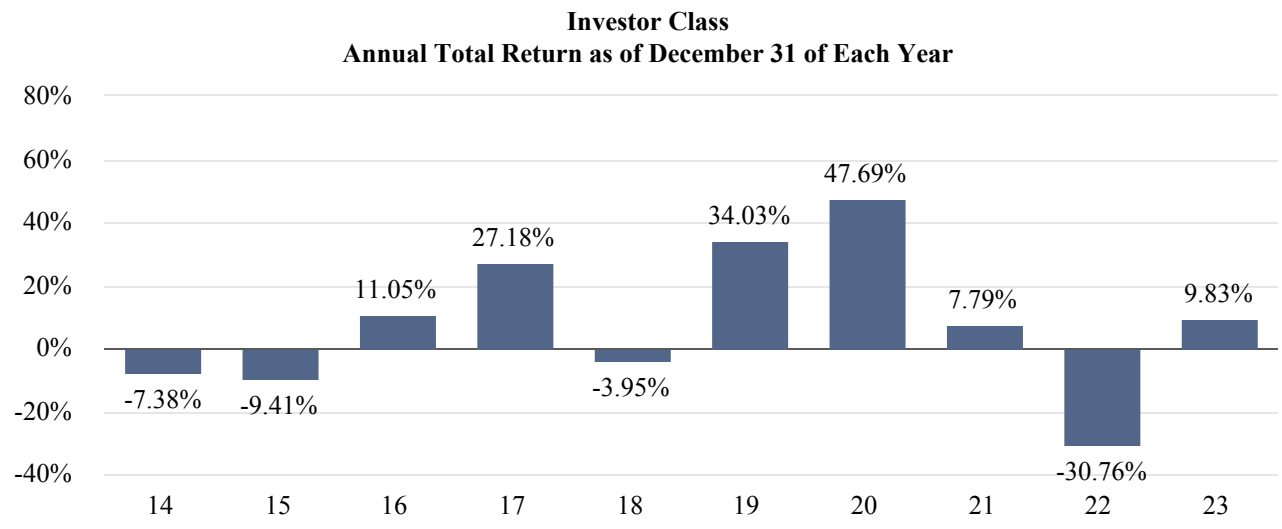
regulatory requirements, market practices, accounting standards and practices; and less publicly available information about foreign issuers. Additionally, these investments may be subject to foreign withholding taxes, may be less liquid, carry higher brokerage commissions and other fees, and procedures and regulations governing transactions and custody in foreign markets also may involve delays in payment, delivery or recovery of money or investments. Investments in common stocks of U.S. companies with international operations, and the purchase of sponsored or unsponsored ADRs carry similar risks.

American Depositary Receipts. Unsponsored ADRs held by the Fund are frequently under no obligation to distribute shareholder communications received from the underlying issuer. For this and other reasons, there is less information available about unsponsored ADRs than sponsored ADRs. Unsponsored ADRs are also not obligated to pass through voting rights to the Fund. Investing in foreign companies, even indirectly through ADRs, may involve the same inherent risks as investing in securities of foreign issuers, as described above.

Cybersecurity Risk – With the increased use of technologies such as the Internet to conduct business, the Fund is susceptible to operational, information security, and related risks. Cyber incidents affecting the Fund or its service providers may cause disruptions and impact business operations, potentially resulting in financial losses, interference with the Fund’s ability to calculate its NAV, impediments to trading, the inability of shareholders to transact business, violations of applicable privacy and other laws, regulatory fines, penalties, reputational damage, reimbursement or other compensation costs, or additional compliance costs.

PERFORMANCE

The performance information provides some indication of the risks of investing in the Early Stage Growth Fund by showing changes in the Fund’s performance from year to year and by showing how the Fund’s average annual returns for one, five and ten years compare with those of a broad measure of market performance and the returns of an additional index. The Fund’s past performance information, before and after taxes, is not necessarily an indication of how the Fund will perform in the future. Updated performance information is available on the Fund’s website at <http://www.buffalofunds.com/performance.html>, or by calling the Fund toll-free at 1-800-49-BUFFALO (1-800-492-8332).



Calendar Year-to-Date Return – Investor Class (through June 30, 2024) = 1.49%

Best and Worst Quarterly Performance (during periods shown above):

Best Quarter: June 30, 2020 = 40.64%
Worst Quarter: March 31, 2020 = -25.33%

Average Annual Total Returns for the periods ended December 31, 2023

	1 Year	5 Years	10 Years
Investor Class			
Return Before Taxes	9.83%	10.16%	6.33%
Return After Taxes on Distributions	9.83%	8.28%	3.81%
Return After Taxes on Distributions and Sale of Fund Shares	5.82%	7.96%	4.30%
Institutional Class			
Return Before Taxes	9.98%	10.33%	6.48%
Russell 3000[®] Index* (reflects no deduction for fees, expenses or taxes)	25.96%	15.16%	11.48%
Russell 2000[®] Growth Index (reflects no deduction for fees, expenses or taxes)	18.66%	9.22%	7.16%

* The Russell 3000[®] Index has replaced the Russell 2000[®] Growth Index as the Fund’s primary benchmark. The change of primary benchmark was the result of SEC rule amendments that require funds to show their performance against an “appropriate broad-based securities market index” that reflects the overall applicable market in which a fund invests. The Adviser believes the secondary benchmark is a more appropriate performance comparison given the Fund’s holdings.

After-tax returns are shown for Investor Class shares only and will vary for Institutional Class shares. After-tax returns are calculated using the highest historical individual federal marginal income tax rates and do not reflect the impact of state or local taxes. Actual after-tax returns depend on each investor’s individual tax situation and may differ from those shown in the table. The after-tax returns shown are not relevant to investors who own the Early Stage Growth Fund in a tax-deferred or other tax-advantaged arrangement, such as an individual retirement account (“IRA”) or a 401(k) plan. In certain cases, the figure representing “Return After Taxes on Distributions and Sale of Fund Shares” may be higher than the other return figures for the same period, since a higher after-tax return results when a capital loss occurs upon redemption and provides an assumed tax deduction that benefits the investor.

MANAGEMENT

Investment Adviser. Kornitzer Capital Management, Inc. is the Early Stage Growth Fund’s investment adviser.

Co-Portfolio Managers. The Early Stage Growth Fund is co-managed by a team of Portfolio Managers as follows:

<u>Portfolio Manager</u>	<u>Years of Service as Portfolio Manager</u>	<u>Current Title</u>
Craig Richard	11	Portfolio Manager
Doug Cartwright	9	Portfolio Manager

For important information about the purchase and sale of Fund shares, tax information and financial intermediary compensation, please turn to “Purchase and Sale of Fund Shares, Taxes and Financial Intermediary Compensation” on page 51.

BUFFALO FLEXIBLE ALLOCATION FUND

INVESTMENT OBJECTIVES

The investment objective of the Buffalo Flexible Allocation Fund (“Flexible Allocation Fund” or the “Fund”) (formerly known as “Buffalo Flexible Income Fund”) is the generation of high current income and, as a secondary objective, the long-term growth of capital.

FEES AND EXPENSES OF THE FUND

This table describes the fees and expenses that you may pay if you buy, hold and sell shares of the Fund. You may pay other fees, such as brokerage commissions and other fees to financial intermediaries, which are not reflected in the tables and example below.

Shareholder Fees <i>(fees paid directly from your investment)</i>	Investor Class	Institutional Class
	None	None
Annual Fund Operating Expenses <i>(expenses that you pay each year as a percentage of the value of your investment)</i>		
Management Fees	0.85%	0.85%
Shareholder Servicing Fee	0.15%	None
Other Expenses	<u>0.01%</u>	<u>0.01%</u>
Total Annual Fund Operating Expenses	<u>1.01%</u>	<u>0.86%</u>

Example. This example is intended to help you compare the cost of investing in the Fund with the cost of investing in other mutual funds. The example assumes that you invest \$10,000 in the Fund for the time periods indicated and then redeem all of your shares at the end of those periods. The example also assumes that your investment has a 5% return each year and that the Fund’s operating expenses remain the same. Although your actual costs may be higher or lower, based on these assumptions your costs would be:

Flexible Allocation Fund	1 Year	3 Years	5 Years	10 Years
Investor Class	\$103	\$322	\$558	\$1,236
Institutional Class	\$88	\$274	\$477	\$1,061

Portfolio Turnover. The Fund pays transaction costs, such as commissions, when it buys and sells securities (or “turns over” its portfolio). A higher portfolio turnover rate may indicate higher transaction costs and may result in higher taxes when Fund shares are held in a taxable account. These costs, which are not reflected in annual fund operating expenses or in the example, affect the Fund’s performance. During the most recent fiscal year, the Fund’s portfolio turnover rate was 1% of the average value of its portfolio.

PRINCIPAL INVESTMENT STRATEGIES

The Flexible Allocation Fund may invest in both equity and debt securities. The allocation of assets invested in each type of security is designed to primarily achieve high current income, with a secondary objective of long-term capital appreciation. The Fund expects to change its allocation mix over time based on Kornitzer Capital Management, Inc.’s, the Fund’s investment adviser (the “Adviser” or “KCM”), view of economic conditions and underlying security values. The Fund retains the right to invest up to 100% of its net assets in equity securities or up to 100% of its net assets in debt securities. Equity securities may include common stocks, preferred stocks, convertible securities, rights, and warrants. Debt securities may include government notes and bonds; mortgage and asset backed securities; bank debt; convertible securities; fixed and floating rate corporate debt securities, both rated and unrated; and higher-yielding, higher-risk debt securities rated below investment grade by the major rating agencies (or in similar unrated securities), commonly known as “junk bonds.” In addition to the Fund’s investments in domestic securities, the Fund may also invest up to 20% of its net assets in sponsored or unsponsored American Depositary Receipts (“ADRs”) and securities of foreign companies that are traded on U.S. stock exchanges.

Companies are screened using in-depth, in-house research to identify those which the Adviser believes have favorable attributes, including attractive valuation, strong management, conservative debt, free cash flow, scalable business models, and competitive advantages. The Fund may invest in companies in any sector. Currently, the Fund has significant investments in the energy sector. The Adviser may sell the Fund's investments to secure gains, limit losses, or reinvest in more promising investment opportunities.

PRINCIPAL RISKS

The Flexible Allocation Fund cannot guarantee that it will achieve its investment objectives. As with any mutual fund, the value of the Fund's investments may fluctuate. If the value of the Fund's investments decreases, the value of the Fund's shares will also decrease and you may lose money. The risks associated with the Fund's principal investment strategies are:

Market Risk; Recent Market Events – U.S. and international markets have experienced and may continue to experience significant periods of volatility in recent months and years due to a number of economic, political and global macro factors, including uncertainty regarding inflation and central banks' interest rate increases, the possibility of a national or global recession, trade tensions, political events, the war between Russia and Ukraine, significant conflict between Israel and Hamas in the Middle East, and the impact of the coronavirus (COVID-19) global pandemic. These and other events may cause market disruptions and could have an adverse effect on the value of the Fund's investments.

Management Risk – Management risk means that your investment in the Fund varies with the success and failure of the Adviser's investment strategies and the Adviser's research, analysis and determination of portfolio securities.

Equity Market Risk – Equity securities held by the Fund may experience sudden, unpredictable drops in value or long periods of decline in value due to general stock market fluctuations, increases in production costs, decisions by management or related factors.

Common Stocks. Common stocks are susceptible to general stock market fluctuations and to volatile increases and decreases in value as market confidence in and perceptions of their issuers change. Common stock is generally subject to greater risk than preferred stocks and debt obligations because holders of common stock generally have inferior rights to receive payments from issuers in comparison with the rights of the holders of other securities, bondholders and other creditors.

Preferred Stock. Preferred stock is subject to the risk that the dividend on the stock may be changed or omitted by the issuer, and that participation in the growth of an issuer may be limited.

Convertible Securities. A convertible security is a fixed-income security (a debt instrument or a preferred stock) which may be converted at a stated price within a specified period of time into a certain quantity of the common stock of the same or a different issuer. The market value of a convertible security performs like that of a regular debt security, that is, if market interest rates rise, the value of the convertible security falls.

Warrants. Investments in warrants involve certain risks, including the possible lack of a liquid market for resale of the warrants, potential price fluctuations as a result of speculation or other factors, and failure of the price of the underlying security to reach or have reasonable prospects of reaching a level at which the warrant can be prudently exercised (in which event the warrant may expire without being exercised, resulting in a loss of the Fund's entire investment therein).

Rights. The purchase of rights involves the risk that the Fund could lose the purchase value of a right if the right is not exercised prior to its expiration. Also, the purchase of rights involves the risk that the effective price paid for the right added to the subscription price of the related security may exceed the value of the subscribed security's market price.

Large-Cap Company Risk – Larger, more established companies may be unable to respond quickly to new competitive challenges and are sometimes unable to attain the high growth rates of successful, smaller companies during periods of economic expansion.

Sector Risk – Companies with similar characteristics, such as those within the same industry, may be grouped together in broad categories called sectors. To the extent the Fund invests its assets in a particular sector, the Fund’s performance may be more susceptible to any economic, business, or other developments that generally affect that sector.

Energy Sector Risk. The energy sector includes companies operating in the exploration and production, refining and marketing, and storage and transportation of oil and gas and coal and consumable fuels. It also includes companies that offer oil and gas equipment and related services. The Fund is subject to the risk that the securities of such issuers will underperform the market as a whole due to legislative or regulatory changes, adverse market conditions and/or increased competition affecting the energy sector. The performance of companies operating in the energy sector is closely tied to the price and supply of energy fuels and international political events.

Mid-Cap Company Risk – Investing in mid-cap companies may involve greater risk than investing in large-cap companies due to less management experience, fewer financial resources, less product diversification and fewer competitive strengths. Therefore, such securities may be more volatile and less liquid than large-cap companies. In addition, mid-cap companies may be particularly affected by interest rate increases, as they may find it more difficult to borrow money to continue or expand operations, or may have difficulty in repaying any loans.

Debt Securities Risk – The values of debt securities may increase or decrease as a result of the following: market fluctuations, changes in interest rates, actual or perceived inability or unwillingness of issuers, guarantors or liquidity providers to make scheduled principal or interest payments or illiquidity in debt securities markets; the risk of low rates of return due to reinvestment of securities during periods of falling interest rates or repayment by issuers with higher coupon or interest rates; the risk of loss of value due to increases in interest rates and/or the risk of low income due to falling interest rates.

Money Market Funds Risk – An investment in a money market fund is not a bank deposit and is not insured or guaranteed by any bank, the Federal Deposit Insurance Corporation (FDIC) or any other government agency. Although money market funds seek to preserve the value of investments at \$1.00 per share, it is possible for the Fund to lose money if shares of money market funds in which it invests fall below \$1.00 per share.

Foreign Risk – Investing in securities of foreign corporations involves additional risks relating to: political, social, religious and economic developments abroad; market instability; fluctuations in foreign exchange rates; different regulatory requirements, market practices, accounting standards and practices; and less publicly available information about foreign issuers. Additionally, these investments may be subject to foreign withholding taxes, may be less liquid, carry higher brokerage commissions and other fees, and procedures and regulations governing transactions and custody in foreign markets also may involve delays in payment, delivery or recovery of money or investments. Investments in common stocks of U.S. companies with international operations, and the purchase of sponsored or unsponsored ADRs carry similar risks.

American Depositary Receipts. Unsponsored ADRs held by the Fund are frequently under no obligation to distribute shareholder communications received from the underlying issuer. For this and other reasons, there is less information available about unsponsored ADRs than sponsored ADRs. Unsponsored ADRs are also not obligated to pass through voting rights to the Fund. Investing in foreign companies, even indirectly through ADRs, may involve the same inherent risks as investing in securities of foreign issuers, as described above.

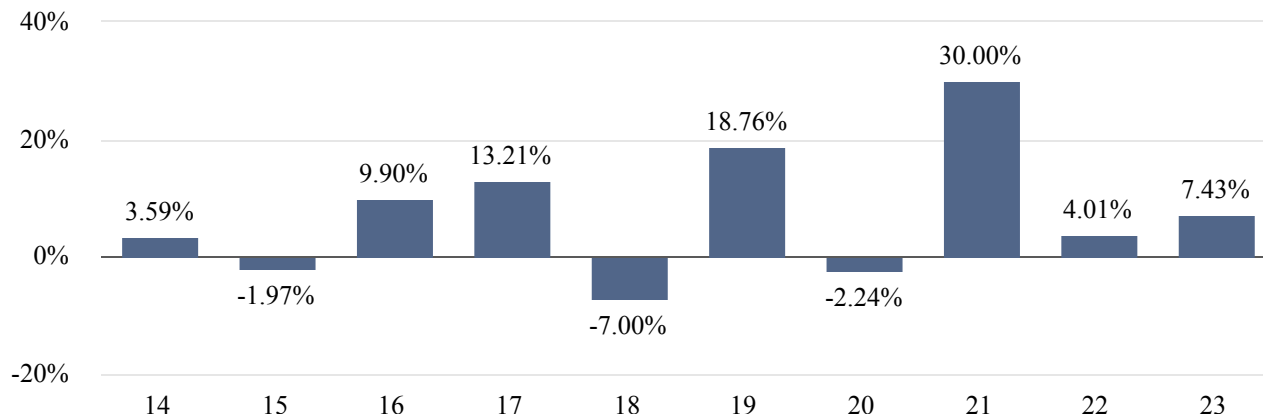
Cybersecurity Risk – With the increased use of technologies such as the Internet to conduct business, the Fund is susceptible to operational, information security, and related risks. Cyber incidents affecting the Fund or its service providers may cause disruptions and impact business operations, potentially resulting in financial losses, interference with the Fund’s ability to calculate its NAV, impediments to trading, the inability of shareholders to transact business, violations of applicable privacy and other laws, regulatory fines, penalties, reputational damage, reimbursement or other compensation costs, or additional compliance costs.

PERFORMANCE

The performance information provides some indication of the risks of investing in the Flexible Allocation Fund by showing changes in the Fund’s performance from year to year and by showing how the Fund’s average annual returns for one, five and ten years compare with those of a broad measure of market performance. The Fund’s past

performance information, before and after taxes, is not necessarily an indication of how the Fund will perform in the future. Updated performance information is available on the Fund’s website at <http://www.buffalofunds.com/performance.html>, or by calling the Fund toll-free at 1-800-49-BUFFALO (1-800-492-8332).

Investor Class
Annual Total Return as of December 31 of Each Year



Calendar Year-to-Date Return – Investor Class (through June 30, 2024) = 10.55%

Best and Worst Quarterly Performance (during periods shown above):

Best Quarter: June 30, 2020 = 17.00%
Worst Quarter: March 31, 2020 = -24.32%

Average Annual Total Returns for the periods ended December 31, 2023

	1 Year	5 Years	10 Years
Investor Class			
Return Before Taxes	7.43%	11.02%	7.08%
Return After Taxes on Distributions	6.53%	9.99%	6.04%
Return After Taxes on Distributions and Sale of Fund Shares	5.00%	8.63%	5.46%
Institutional Class			
Return Before Taxes	7.53%	11.17%	7.23%
Russell 3000® Index (reflects no deduction for fees, expenses or taxes)	25.96%	15.16%	11.48%

After-tax returns are shown for Investor Class shares only and will vary for Institutional Class shares. After-tax returns are calculated using the highest historical individual federal marginal income tax rates and do not reflect the impact of state or local taxes. Actual after-tax returns depend on each investor’s individual tax situation and may differ from those shown in the table. The after-tax returns shown are not relevant to investors who own the Flexible Allocation Fund in a tax-deferred or other tax-advantaged arrangement, such as an individual retirement account (“IRA”) or a 401(k) plan. In certain cases, the figure representing “Return After Taxes on Distributions and Sale of Fund Shares” may be higher than the other return figures for the same period, since a higher after-tax return results when a capital loss occurs upon redemption and provides an assumed tax deduction that benefits the investor.

MANAGEMENT

Investment Adviser. Kornitzer Capital Management, Inc. is the Flexible Allocation Fund’s investment adviser.

Co-Portfolio Managers. The Flexible Allocation Fund is co-managed by a team of Portfolio Managers as follows:

<u>Portfolio Manager</u>	<u>Years of Service as Portfolio Manager</u>	<u>Current Title</u>
John Kornitzer	21.5	Portfolio Manager
Paul Dlugosch	13	Portfolio Manager

For important information about the purchase and sale of Fund shares, tax information and financial intermediary compensation, please turn to “Purchase and Sale of Fund Shares, Taxes and Financial Intermediary Compensation” on page 51.

BUFFALO GROWTH FUND

INVESTMENT OBJECTIVE

The investment objective of the Buffalo Growth Fund (“Growth Fund” or the “Fund”) is long-term growth of capital.

FEES AND EXPENSES OF THE FUND

This table describes the fees and expenses that you may pay if you buy, hold and sell shares of the Fund. You may pay other fees, such as brokerage commissions and other fees to financial intermediaries, which are not reflected in the tables and example below.

Shareholder Fees <i>(fees paid directly from your investment)</i>	Investor Class	Institutional Class
	None	None
Annual Fund Operating Expenses <i>(expenses that you pay each year as a percentage of the value of your investment)</i>		
Management Fees	0.75%	0.75%
Shareholder Servicing Fee	0.10% ⁽¹⁾	None
Other Expenses	<u>0.02%</u>	<u>0.02%</u>
Total Annual Fund Operating Expenses	<u>0.87%</u>	<u>0.77%</u>

⁽¹⁾ Investor Class shares are subject to an annual shareholder servicing fee of up to 0.15% pursuant to the Fund’s Shareholder Servicing Plan. The maximum rate of the shareholder servicing fee may not be incurred in a given year.

Example. This example is intended to help you compare the cost of investing in the Fund with the cost of investing in other mutual funds. The example assumes that you invest \$10,000 in the Fund for the time periods indicated and then redeem all of your shares at the end of those periods. The example also assumes that your investment has a 5% return each year and that the Fund’s operating expenses remain the same. Although your actual costs may be higher or lower, based on these assumptions your costs would be:

<u>Growth Fund</u>	<u>1 Year</u>	<u>3 Years</u>	<u>5 Years</u>	<u>10 Years</u>
Investor Class	\$89	\$278	\$482	\$1,073
Institutional Class	\$79	\$246	\$428	\$954

Portfolio Turnover. The Fund pays transaction costs, such as commissions, when it buys and sells securities (or “turns over” its portfolio). A higher portfolio turnover rate may indicate higher transaction costs and may result in higher taxes when Fund shares are held in a taxable account. These costs, which are not reflected in annual fund operating expenses or in the example, affect the Fund’s performance. During the most recent fiscal year, the Fund’s portfolio turnover rate was 9% of the average value of its portfolio.

PRINCIPAL INVESTMENT STRATEGIES

The Growth Fund invests at least 80% of its net assets, plus any borrowings for investment purposes, in equity securities, consisting of common stocks, preferred stocks, convertible securities, warrants, and rights of “growth companies.” Kornitzer Capital Management, Inc., the Fund’s investment adviser (the “Adviser” or “KCM”), defines growth companies as companies that, at the time of purchase, are constituents of the Russell 3000[®] Growth Index or exhibit growth characteristics (generates positive cash flows or earnings that increase at faster rates than the overall economy) consistent with inclusion of companies in the Russell 3000[®] Growth Index. In addition to the Fund’s investments in domestic securities, the Fund may also invest up to 20% of its net assets in sponsored or unsponsored American Depositary Receipts (“ADRs”) and securities of foreign companies that are traded on U.S. stock exchanges.

Companies are screened using in-depth, in-house research to identify those which the Adviser believes have favorable attributes, including attractive valuation, strong management, conservative debt, free cash flow, scalable business models, and competitive advantages. The Fund may invest in companies in any sector. Currently, the Fund has

significant investments in the information technology sector. The Adviser may sell the Fund's investments to secure gains, limit losses, or reinvest in more promising investment opportunities.

The Fund is classified as a "non-diversified" investment company under the Investment Company Act of 1940 (the "1940 Act").

PRINCIPAL RISKS

The Growth Fund cannot guarantee that it will achieve its investment objective. As with any mutual fund, the value of the Fund's investments may fluctuate. If the value of the Fund's investments decreases, the value of the Fund's shares will also decrease and you may lose money. The risks associated with the principal investment strategies of the Fund are:

Market Risk; Recent Market Events – U.S. and international markets have experienced and may continue to experience significant periods of volatility in recent months and years due to a number of economic, political and global macro factors, including uncertainty regarding inflation and central banks' interest rate increases, the possibility of a national or global recession, trade tensions, political events, the war between Russia and Ukraine, significant conflict between Israel and Hamas in the Middle East, and the impact of the coronavirus (COVID-19) global pandemic. These and other events may cause market disruptions and could have an adverse effect on the value of the Fund's investments.

Management Risk – Management risk means that your investment in the Fund varies with the success and failure of the Adviser's investment strategies and the Adviser's research, analysis and determination of portfolio securities.

Equity Market Risk – Equity securities held by the Fund may experience sudden, unpredictable drops in value or long periods of decline in value due to general stock market fluctuations, increases in production costs, decisions by management or related factors.

Common Stocks. Common stocks are susceptible to general stock market fluctuations and to volatile increases and decreases in value as market confidence in and perceptions of their issuers change. Common stock is generally subject to greater risk than preferred stocks and debt obligations because holders of common stock generally have inferior rights to receive payments from issuers in comparison with the rights of the holders of other securities, bondholders and other creditors.

Preferred Stock. Preferred stock is subject to the risk that the dividend on the stock may be changed or omitted by the issuer, and that participation in the growth of an issuer may be limited.

Convertible Securities. A convertible security is a fixed-income security (a debt instrument or a preferred stock) which may be converted at a stated price within a specified period of time into a certain quantity of the common stock of the same or a different issuer. The market value of a convertible security performs like that of a regular debt security, that is, if market interest rates rise, the value of the convertible security falls.

Warrants. Investments in warrants involve certain risks, including the possible lack of a liquid market for resale of the warrants, potential price fluctuations as a result of speculation or other factors, and failure of the price of the underlying security to reach or have reasonable prospects of reaching a level at which the warrant can be prudently exercised (in which event the warrant may expire without being exercised, resulting in a loss of the Fund's entire investment therein).

Rights. The purchase of rights involves the risk that the Fund could lose the purchase value of a right if the right is not exercised prior to its expiration. Also, the purchase of rights involves the risk that the effective price paid for the right added to the subscription price of the related security may exceed the value of the subscribed security's market price.

Non-Diversification Risk – Because the Fund is "non-diversified," it may invest a greater percentage of its assets in the securities of a single issuer or a lesser number of issuers than if it was a diversified fund. As a result, a decline in the value of an investment in a single issuer or a small number of issuers could cause the Fund's overall value to decline to a greater degree than if the Fund held a more diversified portfolio. This may increase the Fund's volatility

and cause the performance of a relatively smaller number of issuers to have a greater impact on the Fund's performance.

Growth-Style Investing Risks – Because the Fund focuses on growth-style stocks, its performance may at times be better or worse than the performance of funds that focus on other types of stocks or that have a different investment style, such as value-style stocks. Growth stocks are often characterized by high price-to-earnings ratios and as a result, may be more volatile than stocks with lower price-to-earnings ratios.

Large-Cap Company Risk – Larger, more established companies may be unable to respond quickly to new competitive challenges and are sometimes unable to attain the high growth rates of successful, smaller companies during periods of economic expansion.

Sector Risk – Companies with similar characteristics, such as those within the same industry, may be grouped together in broad categories called sectors. To the extent the Fund invests its assets in a particular sector, the Fund's performance may be more susceptible to any economic, business, or other developments that generally affect that sector.

Information Technology Sector Risk. Information technology companies often face unusually high price volatility, both in terms of gains and losses. The potential for wide variations in performance is based on special risks common to information technology companies. Information technology companies may have limited product lines, markets or financial resources. Information technology companies are affected by worldwide technological developments and their products and services may quickly become outdated. Given these risks, an investment in the Fund may be more suitable for long-term investors who are willing to withstand the Fund's potential for volatility.

Mid-Cap Company Risk – Investing in mid-cap companies may involve greater risk than investing in large-cap companies due to less management experience, fewer financial resources, less product diversification and fewer competitive strengths. Therefore, such securities may be more volatile and less liquid than large-cap companies. In addition, mid-cap companies may be particularly affected by interest rate increases, as they may find it more difficult to borrow money to continue or expand operations, or may have difficulty in repaying any loans.

Small-Cap Company Risk – Investing in small-cap companies may involve greater risk than investing in large- or mid-cap companies due to less management experience, fewer financial resources, less product diversification and fewer competitive strengths. Therefore, such securities may be more volatile and less liquid than mid- and large-cap companies. In addition, small-cap companies may be particularly affected by interest rate increases, as they may find it more difficult to borrow money to continue or expand operations, or may have difficulty in repaying any loans.

Money Market Funds Risk – An investment in a money market fund is not a bank deposit and is not insured or guaranteed by any bank, the Federal Deposit Insurance Corporation (FDIC) or any other government agency. Although money market funds seek to preserve the value of investments at \$1.00 per share, it is possible for the Fund to lose money if shares of money market funds in which it invests fall below \$1.00 per share.

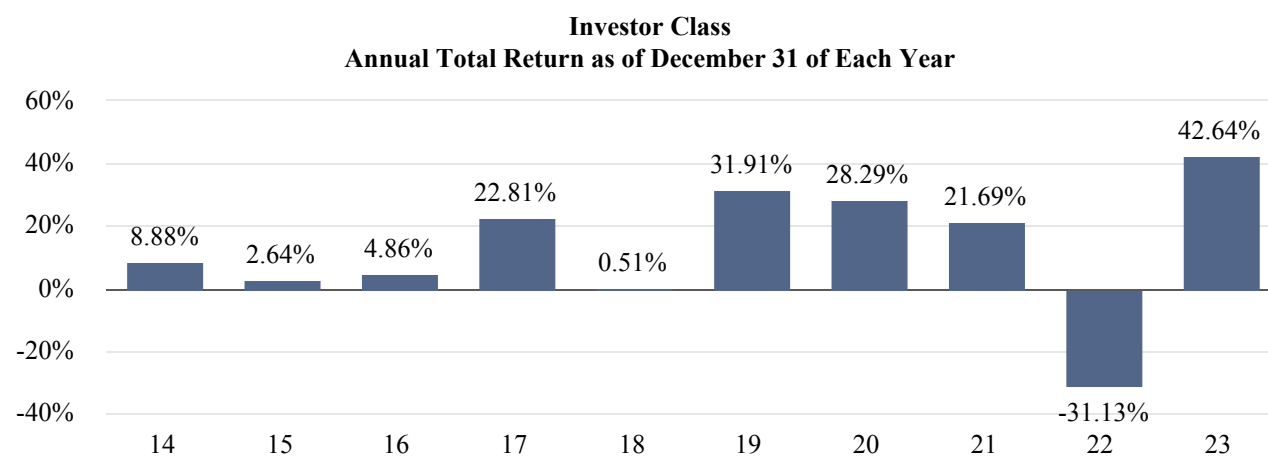
Foreign Risk – Investing in securities of foreign corporations involves additional risks relating to: political, social, religious and economic developments abroad; market instability; fluctuations in foreign exchange rates; different regulatory requirements, market practices, accounting standards and practices; and less publicly available information about foreign issuers. Additionally, these investments may be subject to foreign withholding taxes, may be less liquid, carry higher brokerage commissions and other fees, and procedures and regulations governing transactions and custody in foreign markets also may involve delays in payment, delivery or recovery of money or investments. Investments in common stocks of U.S. companies with international operations, and the purchase of sponsored or unsponsored ADRs carry similar risks.

American Depositary Receipts. Unsponsored ADRs held by the Fund are frequently under no obligation to distribute shareholder communications received from the underlying issuer. For this and other reasons, there is less information available about unsponsored ADRs than sponsored ADRs. Unsponsored ADRs are also not obligated to pass through voting rights to the Fund. Investing in foreign companies, even indirectly through ADRs, may involve the same inherent risks as investing in securities of foreign issuers, as described above.

Cybersecurity Risk – With the increased use of technologies such as the Internet to conduct business, the Fund is susceptible to operational, information security, and related risks. Cyber incidents affecting the Fund or its service providers may cause disruptions and impact business operations, potentially resulting in financial losses, interference with the Fund’s ability to calculate its NAV, impediments to trading, the inability of shareholders to transact business, violations of applicable privacy and other laws, regulatory fines, penalties, reputational damage, reimbursement or other compensation costs, or additional compliance costs.

PERFORMANCE

The performance information provides some indication of the risks of investing in the Growth Fund by showing changes in the Fund’s performance from year to year and by showing how the Fund’s average annual returns for one, five and ten years compare with those of a broad measure of market performance and the returns of an additional index. The Fund’s past performance information, before and after taxes, is not necessarily an indication of how the Fund will perform in the future. Updated performance information is available on the Fund’s website at <http://www.buffalofunds.com/performance.html>, or by calling the Fund toll-free at 1-800-49-BUFFALO (1-800-492-8332).



Calendar Year-to-Date Return – Investor Class (through June 30, 2024) = 15.45%

Best and Worst Quarterly Performance (during periods shown above):

Best Quarter: June 30, 2020 = 24.48%
Worst Quarter: June 30, 2022 = -21.02%

Average Annual Total Returns for the periods ended December 31, 2023

	1 Year	5 Years	10 Years
Investor Class			
Return Before Taxes	42.64%	15.13%	11.34%
Return After Taxes on Distributions	40.78%	13.15%	8.35%
Return After Taxes on Distributions and Sale of Fund Shares	26.47%	11.90%	8.34%
Institutional Class			
Return Before Taxes	42.79%	15.29%	11.50%
Russell 3000® Index* (reflects no deduction for fees, expenses or taxes)	25.96%	15.16%	11.48%
Russell 3000® Growth Index (reflects no deduction for fees, expenses or taxes)	41.21%	18.85%	14.33%

* The Russell 3000® Index has replaced the Russell 3000® Growth Index as the Fund’s primary benchmark. The change of primary benchmark was the result of SEC rule amendments that require funds to show their performance against an “appropriate broad-based securities market index” that reflects the overall applicable market in which a fund invests. The Adviser believes the secondary benchmark is a more appropriate performance comparison given the Fund’s holdings.

After-tax returns are shown for Investor Class shares only and will vary for Institutional Class shares. After-tax returns are calculated using the highest historical individual federal marginal income tax rates and do not reflect the impact of state or local taxes. Actual after-tax returns depend on each investor's individual tax situation and may differ from those shown in the table. The after-tax returns shown are not relevant to investors who own the Growth Fund in a tax-deferred or other tax-advantaged arrangement, such as an individual retirement account ("IRA") or a 401(k) plan. In certain cases, the figure representing "Return After Taxes on Distributions and Sale of Fund Shares" may be higher than the other return figures for the same period, since a higher after-tax return results when a capital loss occurs upon redemption and provides an assumed tax deduction that benefits the investor.

MANAGEMENT

Investment Adviser. Kornitzer Capital Management, Inc. is the Growth Fund's investment adviser.

Co-Portfolio Managers. The Growth Fund is co-managed by a team of Portfolio Managers as follows:

<u>Portfolio Manager</u>	<u>Years of Service as Portfolio Manager</u>	<u>Current Title</u>
Dave Carlsen	17	Portfolio Manager
Josh West	4	Portfolio Manager

For important information about the purchase and sale of Fund shares, tax information and financial intermediary compensation, please turn to "Purchase and Sale of Fund Shares, Taxes and Financial Intermediary Compensation" on page 51.

BUFFALO GROWTH & INCOME FUND

INVESTMENT OBJECTIVE

The investment objective of the Buffalo Growth & Income Fund (the “Growth & Income Fund” or the “Fund”) (formerly known as “Buffalo Dividend Focus Fund”) is current income, with long-term growth of capital as a secondary objective.

FEES AND EXPENSES OF THE FUND

This table describes the fees and expenses that you may pay if you buy, hold and sell shares of the Fund. You may pay other fees, such as brokerage commissions and other fees to financial intermediaries, which are not reflected in the tables and example below.

Shareholder Fees <i>(fees paid directly from your investment)</i>	Investor Class	Institutional Class
	None	None
Annual Fund Operating Expenses <i>(expenses that you pay each year as a percentage of the value of your investment)</i>		
Management Fees	0.75%	0.75%
Shareholder Servicing Fee	0.15%	None
Other Expenses	<u>0.04%</u>	<u>0.04%</u>
Total Annual Fund Operating Expenses	<u>0.94%⁽¹⁾</u>	<u>0.79%⁽¹⁾</u>

⁽¹⁾ The Total Annual Fund Operating Expenses for each Class of the Fund do not correlate to the ratio of expenses to average net assets listed in the Fund’s financial highlights, which reflects the operating expenses of each Class of the Fund and does not include the amount of the Fund’s proportionate share of the fees and expenses of other investment companies in which each Class of the Fund invests.

Example. This example is intended to help you compare the cost of investing in the Fund with the cost of investing in other mutual funds. The example assumes that you invest \$10,000 in the Fund for the time periods indicated and then redeem all of your shares at the end of those periods. The example also assumes that your investment has a 5% return each year and that the Fund’s operating expenses remain the same. Although your actual costs may be higher or lower, based on these assumptions your costs would be:

<u>Growth & Income Fund</u>	<u>1 Year</u>	<u>3 Years</u>	<u>5 Years</u>	<u>10 Years</u>
Investor Class	\$96	\$300	\$520	\$1,155
Institutional Class	\$81	\$252	\$439	\$978

Portfolio Turnover. The Fund pays transaction costs, such as commissions, when it buys and sells securities (or “turns over” its portfolio). A higher portfolio turnover rate may indicate higher transaction costs and may result in higher taxes when Fund shares are held in a taxable account. These costs, which are not reflected in annual fund operating expenses or in the example, affect the Fund’s performance. During the most recent fiscal year, the Fund’s portfolio turnover rate was 4% of the average value of its portfolio.

PRINCIPAL INVESTMENT STRATEGIES

The Growth & Income Fund invests at least 80% of its net assets, plus any borrowings for investment purposes, in a mix of growth equity securities and income producing securities, with no minimum or maximum investment requirements specified for either category. Kornitzer Capital Management, Inc., the Fund’s investment adviser (the “Adviser” or “KCM”), defines growth equity securities as common stocks, preferred stocks, convertible securities, warrants, and rights of companies that, at the time of purchase, are constituents of the Russell 3000[®] Growth Index or exhibit growth characteristics (generates positive cash flows or earnings that increase at faster rates than the overall economy) consistent with inclusion of companies in the Russell 3000[®] Growth Index. KCM defines income producing securities as securities that pay interest or a dividend at least annually, such as convertible securities and dividend-paying equity securities (*i.e.*, securities of companies that have historically paid dividends and have strong dividend

policies). In addition to investments in domestic securities, the Fund may invest up to 20% of its net assets in sponsored or unsponsored American Depositary Receipts (“ADRs”) and securities of foreign companies that are traded on U.S. stock exchanges.

Companies are screened using in-depth, in-house research to identify those which the Adviser believes have favorable attributes, including attractive valuation, strong management, conservative debt, free cash flow, scalable business models, and competitive advantages. The Fund may invest in companies in any sector. The Adviser may sell the Fund’s investments to secure gains, limit losses, or reinvest in more promising investment opportunities.

PRINCIPAL RISKS

The Growth & Income Fund cannot guarantee that it will achieve its investment objectives. As with any mutual fund, the value of the Fund’s investments may fluctuate. If the value of the Fund’s investments decreases, the value of the Fund’s shares will also decrease and you may lose money. The risks associated with the Fund’s principal investment strategies are:

Market Risk; Recent Market Events – U.S. and international markets have experienced and may continue to experience significant periods of volatility in recent months and years due to a number of economic, political and global macro factors, including uncertainty regarding inflation and central banks’ interest rate increases, the possibility of a national or global recession, trade tensions, political events, the war between Russia and Ukraine, significant conflict between Israel and Hamas in the Middle East, and the impact of the coronavirus (COVID-19) global pandemic. These and other events may cause market disruptions and could have an adverse effect on the value of the Fund’s investments.

Management Risk – Management risk means that your investment in the Fund varies with the success and failure of the Adviser’s investment strategies and the Adviser’s research, analysis and determination of portfolio securities.

Equity Market Risk – Equity securities held by the Fund may experience sudden, unpredictable drops in value or long periods of decline in value due to general stock market fluctuations, increases in production costs, decisions by management or related factors.

Common Stocks. Common stocks are susceptible to general stock market fluctuations and to volatile increases and decreases in value as market confidence in and perceptions of their issuers change. Common stock is generally subject to greater risk than preferred stocks and debt obligations because holders of common stock generally have inferior rights to receive payments from issuers in comparison with the rights of the holders of other securities, bondholders and other creditors.

Preferred Stock. Preferred stock is subject to the risk that the dividend on the stock may be changed or omitted by the issuer, and that participation in the growth of an issuer may be limited.

Convertible Securities. A convertible security is a fixed-income security (a debt instrument or a preferred stock) which may be converted at a stated price within a specified period of time into a certain quantity of the common stock of the same or a different issuer. The market value of a convertible security performs like that of a regular debt security, that is, if market interest rates rise, the value of the convertible security falls.

Warrants. Investments in warrants involve certain risks, including the possible lack of a liquid market for resale of the warrants, potential price fluctuations as a result of speculation or other factors, and failure of the price of the underlying security to reach or have reasonable prospects of reaching a level at which the warrant can be prudently exercised (in which event the warrant may expire without being exercised, resulting in a loss of the Fund’s entire investment therein).

Rights. The purchase of rights involves the risk that the Fund could lose the purchase value of a right if the right is not exercised prior to its expiration. Also, the purchase of rights involves the risk that the effective price paid for the right added to the subscription price of the related security may exceed the value of the subscribed security’s market price.

Growth-Style Investing Risks – Because the Fund focuses on growth-style stocks, its performance may at times be better or worse than the performance of funds that focus on other types of stocks or that have a different investment style, such as value-style stocks. Growth stocks are often characterized by high price-to-earnings ratios and as a result, may be more volatile than stocks with lower price-to-earnings ratios.

Dividend Strategy Risk – Strategies focusing on dividend-paying stocks may fall out of investor favor, which may negatively affect the performance of stocks that pay dividends regardless of whether the underlying companies' business fortunes have changed. The Adviser may incorrectly judge whether a company will be able to continue paying dividends or the amount of such dividends, which may cause losses for the Fund.

Large-Cap Company Risk – Larger, more established companies may be unable to respond quickly to new competitive challenges and are sometimes unable to attain the high growth rates of successful, smaller companies during periods of economic expansion.

Mid-Cap Company Risk – Investing in mid-cap companies may involve greater risk than investing in large-cap companies due to less management experience, fewer financial resources, less product diversification and fewer competitive strengths. Therefore, such securities may be more volatile and less liquid than large-cap companies. In addition, mid-cap companies may be particularly affected by interest rate increases, as they may find it more difficult to borrow money to continue or expand operations, or may have difficulty in repaying any loans.

Small-Cap Company Risk – Investing in small-cap companies may involve greater risk than investing in large- or mid-cap companies due to less management experience, fewer financial resources, less product diversification and fewer competitive strengths. Therefore, such securities may be more volatile and less liquid than mid- and large-cap companies. In addition, small-cap companies may be particularly affected by interest rate increases, as they may find it more difficult to borrow money to continue or expand operations, or may have difficulty in repaying any loans.

Money Market Funds Risk – An investment in a money market fund is not a bank deposit and is not insured or guaranteed by any bank, the Federal Deposit Insurance Corporation (FDIC) or any other government agency. Although money market funds seek to preserve the value of investments at \$1.00 per share, it is possible for the Fund to lose money if shares of money market funds in which it invests fall below \$1.00 per share.

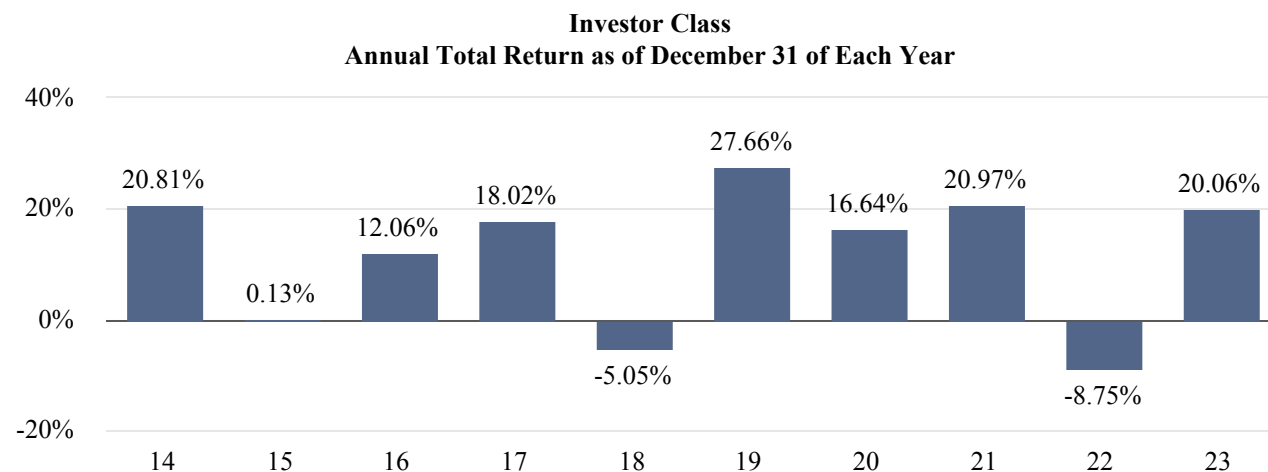
Foreign Risk – Investing in securities of foreign corporations involves additional risks relating to: political, social, religious and economic developments abroad; market instability; fluctuations in foreign exchange rates; different regulatory requirements, market practices, accounting standards and practices; and less publicly available information about foreign issuers. Additionally, these investments may be subject to foreign withholding taxes, may be less liquid, carry higher brokerage commissions and other fees, and procedures and regulations governing transactions and custody in foreign markets also may involve delays in payment, delivery or recovery of money or investments. Investments in common stocks of U.S. companies with international operations, and the purchase of sponsored or unsponsored ADRs carry similar risks.

American Depositary Receipts. Unsponsored ADRs held by the Fund are frequently under no obligation to distribute shareholder communications received from the underlying issuer. For this and other reasons, there is less information available about unsponsored ADRs than sponsored ADRs. Unsponsored ADRs are also not obligated to pass through voting rights to the Fund. Investing in foreign companies, even indirectly through ADRs, may involve the same inherent risks as investing in securities of foreign issuers, as described above.

Cybersecurity Risk – With the increased use of technologies such as the Internet to conduct business, the Fund is susceptible to operational, information security, and related risks. Cyber incidents affecting the Fund or its service providers may cause disruptions and impact business operations, potentially resulting in financial losses, interference with the Fund's ability to calculate its NAV, impediments to trading, the inability of shareholders to transact business, violations of applicable privacy and other laws, regulatory fines, penalties, reputational damage, reimbursement or other compensation costs, or additional compliance costs.

PERFORMANCE

The performance information provides some indication of the risks of investing in the Growth & Income Fund by showing changes in the Fund's performance from year to year and by showing how the Fund's average annual returns for one, five and ten years compare with those of a broad measure of market performance and the returns of an additional index. The Fund's past performance information, before and after taxes, is not necessarily an indication of how the Fund will perform in the future. Updated performance information is available on the Fund's website at <http://www.buffalofunds.com/performance.html>, or by calling the Fund toll-free at 1-800-49-BUFFALO (1-800-492-8332).



Calendar Year-to-Date Return – Investor Class (through June 30, 2024) = 9.78%

Best and Worst Quarterly Performance (during periods shown above):

Best Quarter: June 30, 2020 = 19.93%
Worst Quarter: March 31, 2020 = -20.35%

Average Annual Total Returns for the periods ended December 31, 2023

	1 Year	5 Years	10 Years
Investor Class			
Return Before Taxes	20.06%	14.56%	11.60%
Return After Taxes on Distributions	19.48%	14.12%	10.82%
Return After Taxes on Distributions and Sale of Fund Shares	12.25%	11.66%	9.34%
Institutional Class			
Return Before Taxes	20.21%	14.73%	11.77%
Russell 3000® Index* (reflects no deduction for fees, expenses or taxes)	25.96%	15.16%	11.48%
Russell 1000® Index (reflects no deduction for fees, expenses or taxes)	26.53%	15.52%	11.80%

* The Russell 3000® Index has replaced the Russell 1000® Index as the Fund's primary benchmark. The change of primary benchmark was the result of SEC rule amendments that require funds to show their performance against an "appropriate broad-based securities market index" that reflects the overall applicable market in which a fund invests. The Adviser believes the secondary benchmark is a more appropriate performance comparison given the Fund's holdings.

After-tax returns are shown for Investor Class shares only and will vary for Institutional Class shares. After-tax returns are calculated using the highest historical individual federal marginal income tax rates and do not reflect the impact of state or local taxes. Actual after-tax returns depend on each investor's individual tax situation and may differ from those shown in the table. The after-tax returns shown are not relevant to investors who own the Growth & Income Fund in a tax-deferred or other tax-advantaged arrangement, such as an individual retirement account ("IRA") or a 401(k) plan. In certain cases, the figure representing "Return After Taxes on Distributions and Sale of Fund Shares" may be

higher than the other return figures for the same period, since a higher after-tax return results when a capital loss occurs upon redemption and provides an assumed tax deduction that benefits the investor.

MANAGEMENT

Investment Adviser. Kornitzer Capital Management, Inc. is the Growth & Income Fund’s investment adviser.

Co-Portfolio Managers. The Growth & Income Fund is co-managed by a team of Portfolio Managers as follows:

<u>Portfolio Manager</u>	<u>Years of Service as Portfolio Manager</u>	<u>Current Title</u>
Paul Dlugosch	11	Portfolio Manager
Jeff K. Deardorff	6	Portfolio Manager
Jeffrey Sitzmann	6	Portfolio Manager

For important information about the purchase and sale of Fund shares, tax information and financial intermediary compensation, please turn to “Purchase and Sale of Fund Shares, Taxes and Financial Intermediary Compensation” on page 51.

BUFFALO HIGH YIELD FUND

INVESTMENT OBJECTIVE

The investment objective of the Buffalo High Yield Fund (“High Yield Fund” or the “Fund”) is current income, with long-term growth of capital as a secondary objective.

FEES AND EXPENSES OF THE FUND

This table describes the fees and expenses that you may pay if you buy, hold and sell shares of the Fund. You may pay other fees, such as brokerage commissions and other fees to financial intermediaries, which are not reflected in the tables and example below.

Shareholder Fees <i>(fees paid directly from your investment)</i>	Investor Class	Institutional Class
	None	None
Annual Fund Operating Expenses <i>(expenses that you pay each year as a percentage of the value of your investment)</i>		
Management Fees	0.85%	0.85%
Shareholder Servicing Fee	0.15%	None
Other Expenses	<u>0.03%</u>	<u>0.02%</u>
Total Annual Fund Operating Expenses	<u>1.03%⁽¹⁾</u>	<u>0.87%⁽¹⁾</u>

⁽¹⁾ The Total Annual Fund Operating Expenses for each Class of the Fund do not correlate to the ratio of expenses to average net assets listed in the Fund’s financial highlights, which reflects the operating expenses of each Class of the Fund and does not include the amount of the Fund’s proportionate share of the fees and expenses of other investment companies in which each Class of the Fund invests.

Example. This example is intended to help you compare the cost of investing in the Fund with the cost of investing in other mutual funds. The example assumes that you invest \$10,000 in the Fund for the time periods indicated and then redeem all of your shares at the end of those periods. The example also assumes that your investment has a 5% return each year and that the Fund’s operating expenses remain the same. Although your actual costs may be higher or lower, based on these assumptions your costs would be:

High Yield Fund	1 Year	3 Years	5 Years	10 Years
Investor Class	\$105	\$328	\$569	\$1,259
Institutional Class	\$89	\$278	\$482	\$1,073

Portfolio Turnover. The Fund pays transaction costs, such as commissions, when it buys and sells securities (or “turns over” its portfolio). A higher portfolio turnover rate may indicate higher transaction costs and may result in higher taxes when Fund shares are held in a taxable account. These costs, which are not reflected in annual fund operating expenses or in the example, affect the Fund’s performance. During the most recent fiscal year, the Fund’s portfolio turnover rate was 26% of the average value of its portfolio.

PRINCIPAL INVESTMENT STRATEGIES

The High Yield Fund invests at least 80% of its net assets, plus any borrowings for investment purposes, in higher-yielding, higher-risk debt securities rated below investment grade by the major rating agencies (or in similar unrated securities), commonly known as “junk bonds.” Debt securities may include fixed and floating rate bonds, bank debt, and convertible debt securities. With respect to the remaining 20% of the Fund’s net assets, the Fund may invest in securities such as investment grade debt securities, U.S. Treasury Securities (typically with maturities of 60 days or less), money market funds, and equity investments, including dividend paying stocks, convertible stocks, and preferred stocks. The Fund may invest up to 20% of its net assets in sponsored or unsponsored American Depositary Receipts (“ADRs”) and securities of foreign companies that are traded on U.S. stock exchanges and U.S. over-the-counter markets.

The Fund maintains a flexible investment policy which allows it to invest in debt securities with varying maturities. The lowest rated debt security that the Fund will hold is D quality (defaulted securities). Although the Fund will not purchase D quality debt securities, the Fund may continue to hold these securities and will sell them at the discretion of Kornitzer Capital Management, Inc., the Fund's investment adviser (the "Adviser" or "KCM"). The Fund has no limitation on principal, interest, or reset terms on debt securities held in the Fund.

The Adviser performs extensive fundamental investment research to identify investment opportunities for the Fund. When evaluating investments and the credit quality of rated and unrated securities, the Adviser looks at a number of past, present, and estimated future factors, including: (1) financial strength of the issuer; (2) cash flow; (3) management; (4) borrowing requirements; (5) sensitivity to changes in interest rates and business conditions; and (6) relative value. The Fund may invest in companies in any sector. The Adviser may sell the Fund's investments to secure gains, limit losses, or reinvest in more promising investment opportunities.

PRINCIPAL RISKS

The High Yield Fund cannot guarantee that it will achieve its investment objective. As with any mutual fund, the value of the Fund's investments may fluctuate. If the value of the Fund's investments decreases, the value of the Fund's shares will also decrease and you may lose money. The risks associated with the Fund's principal investment strategies are:

Market Risk; Recent Market Events – U.S. and international markets have experienced and may continue to experience significant periods of volatility in recent months and years due to a number of economic, political and global macro factors, including uncertainty regarding inflation and central banks' interest rate increases, the possibility of a national or global recession, trade tensions, political events, the war between Russia and Ukraine, significant conflict between Israel and Hamas in the Middle East, and the impact of the coronavirus (COVID-19) global pandemic. These and other events may cause market disruptions and could have an adverse effect on the value of the Fund's investments.

Management Risk – Management risk means that your investment in the Fund varies with the success and failure of the Adviser's investment strategies and the Adviser's research, analysis and determination of portfolio securities.

Debt Securities Risk – The values of debt securities may increase or decrease as a result of the following: market fluctuations, changes in interest rates, actual or perceived inability or unwillingness of issuers, guarantors or liquidity providers to make scheduled principal or interest payments or illiquidity in debt securities markets; the risk of low rates of return due to reinvestment of securities during periods of falling interest rates or repayment by issuers with higher coupon or interest rates; the risk of loss of value due to increases in interest rates and/or the risk of low income due to falling interest rates.

High Yield Risk – The Fund may invest in higher-yielding, high-risk bonds commonly known as junk bonds. These lower-rated bonds have a greater degree of default risk. Lower-rated securities may be issued by companies that are restructuring, are smaller and less credit worthy or are highly indebted, and tend to be less liquid and react more poorly to adverse economic and political changes, unfavorable investor perceptions and negative corporate developments.

Bank Loan Risk – The Fund's investments in secured and unsecured participations in bank loans and assignments of such loans may create substantial risk. In making investments in such loans that banks or other financial intermediaries make to borrowers, the Fund will depend primarily upon the creditworthiness of the borrower for payment of principal and interest. If the Fund does not receive scheduled interest or principal payments on such indebtedness, the Fund's share price could be adversely affected. The Fund may invest in loan participations that are rated by a nationally recognized statistical rating organization or are unrated, and may invest in loan participations of any credit quality, including loans to "distressed" companies with respect to which there is a substantial risk of losing the entire amount invested. In addition, certain bank loans in which the Fund may invest may be illiquid and, therefore, difficult to value and/or sell at a price that is beneficial to the Fund.

Money Market Funds Risk – An investment in a money market fund is not a bank deposit and is not insured or guaranteed by any bank, the Federal Deposit Insurance Corporation (FDIC) or any other government agency. Although

money market funds seek to preserve the value of investments at \$1.00 per share, it is possible for the Fund to lose money if shares of money market funds in which it invests fall below \$1.00 per share.

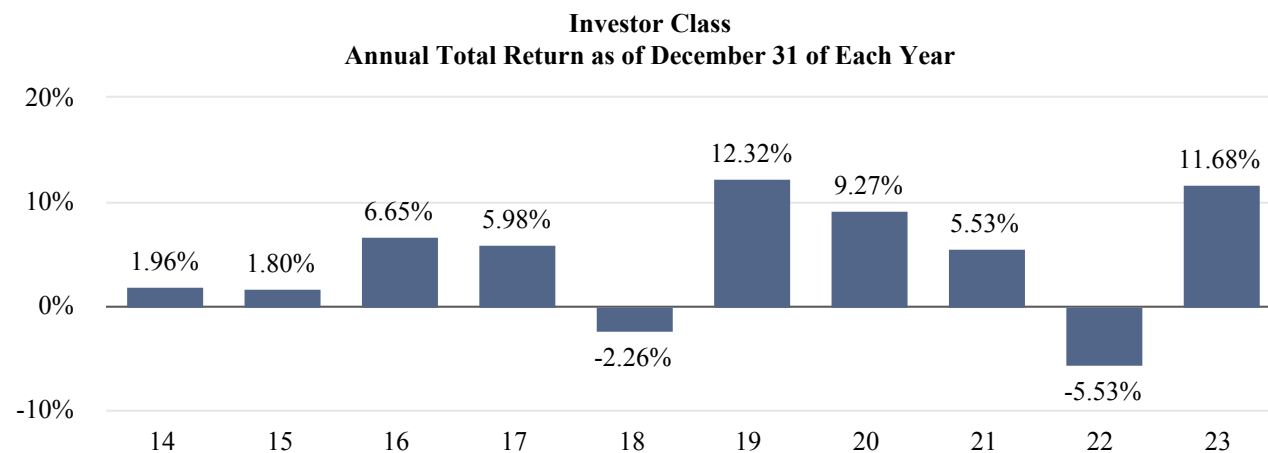
Foreign Risk – Investing in securities of foreign corporations involves additional risks relating to: political, social, religious and economic developments abroad; market instability; fluctuations in foreign exchange rates; different regulatory requirements, market practices, accounting standards and practices; and less publicly available information about foreign issuers. Additionally, these investments may be subject to foreign withholding taxes, may be less liquid, carry higher brokerage commissions and other fees, and procedures and regulations governing transactions and custody in foreign markets also may involve delays in payment, delivery or recovery of money or investments. Investments in common stocks of U.S. companies with international operations, and the purchase of sponsored or unsponsored ADRs carry similar risks.

American Depositary Receipts. Unsponsored ADRs held by the Fund are frequently under no obligation to distribute shareholder communications received from the underlying issuer. For this and other reasons, there is less information available about unsponsored ADRs than sponsored ADRs. Unsponsored ADRs are also not obligated to pass through voting rights to the Fund. Investing in foreign companies, even indirectly through ADRs, may involve the same inherent risks as investing in securities of foreign issuers, as described above.

Cybersecurity Risk – With the increased use of technologies such as the Internet to conduct business, the Fund is susceptible to operational, information security, and related risks. Cyber incidents affecting the Fund or its service providers may cause disruptions and impact business operations, potentially resulting in financial losses, interference with the Fund’s ability to calculate its NAV, impediments to trading, the inability of shareholders to transact business, violations of applicable privacy and other laws, regulatory fines, penalties, reputational damage, reimbursement or other compensation costs, or additional compliance costs.

PERFORMANCE

The performance information provides some indication of the risks of investing in the High Yield Fund by showing changes in the Fund’s performance from year to year and by showing how the Fund’s average annual returns for one, five and ten years compare with those of a broad measure of market performance and the returns of an additional index. The Fund’s past performance information, before and after taxes, is not necessarily an indication of how the Fund will perform in the future. Updated performance information is available on the Fund’s website at <http://www.buffalofunds.com/performance.html>, or by calling the Fund toll-free at 1-800-49-BUFFALO (1-800-492-8332).



Calendar Year-to-Date Return – Investor Class (through June 30, 2024) = 4.32%

Best and Worst Quarterly Performance (during periods shown above):

Best Quarter: June 30, 2020 = 10.00%
Worst Quarter: March 31, 2020 = -12.52%

Average Annual Total Returns for the periods ended December 31, 2023

	1 Year	5 Years	10 Years
Investor Class			
Return Before Taxes	11.68%	6.44%	4.59%
Return After Taxes on Distributions	8.74%	3.98%	2.35%
Return After Taxes on Distributions and Sale of Fund Shares	6.83%	3.95%	2.59%
Institutional Class			
Return Before Taxes	11.85%	6.59%	4.74%
Bloomberg Universal Bond Index* (reflects no deduction for fees, expenses or taxes)	6.17%	1.44%	2.08%
ICE BofA US High Yield Index® (reflects no deduction for fees, expenses or taxes)	13.54%	5.24%	4.53%

* The Bloomberg Universal Bond Index has replaced the ICE BofA US High Yield® Index as the Fund’s primary benchmark. The change of primary benchmark was the result of SEC rule amendments that require funds to show their performance against an “appropriate broad-based securities market index” that reflects the overall applicable market in which a fund invests. The Adviser believes the secondary benchmark is a more appropriate performance comparison given the Fund’s holdings.

After-tax returns are shown for Investor Class shares only and will vary for Institutional Class shares. After-tax returns are calculated using the highest historical individual federal marginal income tax rates and do not reflect the impact of state or local taxes. Actual after-tax returns depend on each investor’s individual tax situation and may differ from those shown in the table. The after-tax returns shown are not relevant to investors who own the High Yield Fund in a tax-deferred or other tax-advantaged arrangement, such as an individual retirement account (“IRA”) or a 401(k) plan. In certain cases, the figure representing “Return After Taxes on Distributions and Sale of Fund Shares” may be higher than the other return figures for the same period, since a higher after-tax return results when a capital loss occurs upon redemption and provides an assumed tax deduction that benefits the investor.

MANAGEMENT

Investment Adviser. Kornitzer Capital Management, Inc. is the High Yield Fund’s investment adviser.

Co-Portfolio Managers. The High Yield Fund is co-managed by a team of Portfolio Managers as follows:

<u>Portfolio Manager</u>	<u>Years of Service as Portfolio Manager</u>	<u>Current Title</u>
Paul Dlugosch	17	Portfolio Manager
Jeffrey Sitzmann	17	Portfolio Manager
Jeff K. Deardorff	9.5	Portfolio Manager

For important information about the purchase and sale of Fund shares, tax information and financial intermediary compensation, please turn to “Purchase and Sale of Fund Shares, Taxes and Financial Intermediary Compensation” on page 51.

BUFFALO INTERNATIONAL FUND

INVESTMENT OBJECTIVE

The investment objective of the Buffalo International Fund (“International Fund” or the “Fund”) is long-term growth of capital.

FEES AND EXPENSES OF THE FUND

This table describes the fees and expenses that you may pay if you buy, hold and sell shares of the Fund. You may pay other fees, such as brokerage commissions and other fees to financial intermediaries, which are not reflected in the tables and example below.

Shareholder Fees <i>(fees paid directly from your investment)</i>	Investor Class	Institutional Class
	None	None
Annual Fund Operating Expenses <i>(expenses that you pay each year as a percentage of the value of your investment)</i>		
Management Fees	0.85%	0.85%
Shareholder Servicing Fee	0.15%	None
Other Expenses	0.03%	0.03%
Acquired Fund Fees and Expenses ⁽¹⁾	<u>0.02%</u>	<u>0.02%</u>
Total Annual Fund Operating Expenses	<u>1.05%⁽²⁾</u>	<u>0.90%⁽²⁾</u>

⁽¹⁾ Acquired Fund Fees and Expenses represent the indirect costs of the Fund’s investments in other investment companies.

⁽²⁾ The Total Annual Fund Operating Expenses for each Class of the Fund do not correlate to the ratio of expenses to average net assets listed in the Fund’s financial highlights, which reflects the operating expenses of each Class of the Fund and does not include the amount of the Fund’s proportionate share of the fees and expenses of other investment companies in which each Class of the Fund invests.

Example. This example is intended to help you compare the cost of investing in the Fund with the cost of investing in other mutual funds. The example assumes that you invest \$10,000 in the Fund for the time periods indicated and then redeem all of your shares at the end of those periods. The example also assumes that your investment has a 5% return each year and that the Fund’s operating expenses remain the same. Although your actual costs may be higher or lower, based on these assumptions your costs would be:

International Fund	1 Year	3 Years	5 Years	10 Years
Investor Class	\$107	\$334	\$579	\$1,283
Institutional Class	\$92	\$287	\$498	\$1,108

Portfolio Turnover. The Fund pays transaction costs, such as commissions, when it buys and sells securities (or “turns over” its portfolio). A higher portfolio turnover rate may indicate higher transaction costs and may result in higher taxes when Fund shares are held in a taxable account. These costs, which are not reflected in annual fund operating expenses or in the example, affect the Fund’s performance. During the most recent fiscal year, the Fund’s portfolio turnover rate was 1% of the average value of its portfolio.

PRINCIPAL INVESTMENT STRATEGIES

The International Fund primarily invests in equity securities, consisting of common stocks, preferred stocks, convertible securities, warrants, rights, and depositary receipts of established companies that are economically tied to various countries throughout the world (excluding the U.S.). The Fund may invest directly or indirectly in foreign securities or foreign currencies of both developed and developing countries. For purposes of the Fund’s investments, “foreign securities” means those securities issued by companies:

- that are organized under the laws of, or with a principal office in, a country other than the U.S. and issue securities for which the principal trading market is in a country other than the U.S.; or
- that derive at least 50% of their revenues or profits from goods produced or sold, investments made, or services provided in a country other than the U.S., or have at least 50% of their assets in a country other than the U.S.

Under normal circumstances, the Fund does not expect its investments in emerging markets to exceed 35% of its net assets. The Fund's investments in depositary receipts ("DRs") may include sponsored or unsponsored American Depositary Receipts ("ADRs"), European Depositary Receipts ("EDRs"), or Global Depositary Receipts ("GDRs").

Companies are screened using in-depth, in-house research to identify those which Kornitzer Capital Management, Inc., the Fund's investment adviser (the "Adviser" or "KCM"), believes have favorable attributes, including attractive valuation, strong management, conservative debt, free cash flow, scalable business models, and competitive advantages. In making portfolio selections for the Fund, the Adviser will also consider the economic, political, and market conditions of the various countries in which the Fund may invest. The Fund may invest in companies in any sector. The Fund may have significant investments in the information technology sector. The Adviser may sell the International Fund's investments to secure gains, limit losses, or reinvest in more promising investment opportunities.

PRINCIPAL RISKS

The International Fund cannot guarantee that it will achieve its investment objective. As with any mutual fund, the value of the Fund's investments may fluctuate. If the value of the Fund's investments decreases, the value of the Fund's shares will also decrease and you may lose money. The risks associated with the Fund's principal investment strategies are:

Market Risk; Recent Market Events – U.S. and international markets have experienced and may continue to experience significant periods of volatility in recent months and years due to a number of economic, political and global macro factors, including uncertainty regarding inflation and central banks' interest rate increases, the possibility of a national or global recession, trade tensions, political events, the war between Russia and Ukraine, significant conflict between Israel and Hamas in the Middle East, and the impact of the coronavirus (COVID-19) global pandemic. These and other events may cause market disruptions and could have an adverse effect on the value of the Fund's investments.

Management Risk – Management risk means that your investment in the Fund varies with the success and failure of the Adviser's investment strategies and the Adviser's research, analysis and determination of portfolio securities.

Equity Market Risk – Equity securities held by the Fund may experience sudden, unpredictable drops in value or long periods of decline in value due to general stock market fluctuations, increases in production costs, decisions by management or related factors.

Common Stocks. Common stocks are susceptible to general stock market fluctuations and to volatile increases and decreases in value as market confidence in and perceptions of their issuers change. Common stock is generally subject to greater risk than preferred stocks and debt obligations because holders of common stock generally have inferior rights to receive payments from issuers in comparison with the rights of the holders of other securities, bondholders and other creditors.

Preferred Stock. Preferred stock is subject to the risk that the dividend on the stock may be changed or omitted by the issuer, and that participation in the growth of an issuer may be limited.

Convertible Securities. A convertible security is a fixed-income security (a debt instrument or a preferred stock) which may be converted at a stated price within a specified period of time into a certain quantity of the common stock of the same or a different issuer. The market value of a convertible security performs like that of a regular debt security, that is, if market interest rates rise, the value of the convertible security falls.

Warrants. Investments in warrants involve certain risks, including the possible lack of a liquid market for resale of the warrants, potential price fluctuations as a result of speculation or other factors, and failure of the price of the underlying security to reach or have reasonable prospects of reaching a level at which the warrant can be prudently

exercised (in which event the warrant may expire without being exercised, resulting in a loss of the Fund's entire investment therein).

Rights. The purchase of rights involves the risk that the Fund could lose the purchase value of a right if the right is not exercised prior to its expiration. Also, the purchase of rights involves the risk that the effective price paid for the right added to the subscription price of the related security may exceed the value of the subscribed security's market price.

Foreign Risk – Investing in securities of foreign corporations involves additional risks relating to: political, social, religious and economic developments abroad; market instability; fluctuations in foreign exchange rates; different regulatory requirements, market practices, accounting standards and practices; and less publicly available information about foreign issuers. Additionally, these investments may be subject to foreign withholding taxes, may be less liquid, carry higher brokerage commissions and other fees, and procedures and regulations governing transactions and custody in foreign markets also may involve delays in payment, delivery or recovery of money or investments. Investments in common stocks of U.S. companies with international operations, and the purchase of sponsored or unsponsored ADRs carry similar risks.

Depositary Receipts. Unsponsored DRs held by the Fund are frequently under no obligation to distribute shareholder communications received from the underlying issuer. For this and other reasons, there is less information available about unsponsored DRs than sponsored DRs. Unsponsored DRs are also not obligated to pass through voting rights to the Fund. Investing in foreign companies, even indirectly through ADRs, EDRs and GDRs, may involve the same inherent risks as investing in securities of foreign issuers, as described above.

Currency Risk – When the Fund buys or sells securities on a foreign stock exchange, the transaction is undertaken in the local currency rather than in U.S. dollars, which carries the risk that the value of the foreign currency will increase or decrease, and may impact the value of the Fund's portfolio holdings and your investment. China and other countries may adopt economic policies and/or currency exchange controls that affect its currency valuations in a disadvantageous manner for U.S. investors and companies and restrict or prohibit the Fund's ability to repatriate both investment capital and income, which could place the Fund's assets at risk of total loss.

Growth-Style Investing Risks – Because the Fund focuses on growth-style stocks, its performance may at times be better or worse than the performance of funds that focus on other types of stocks or that have a different investment style, such as value-style stocks. Growth stocks are often characterized by high price-to-earnings ratios and as a result, may be more volatile than stocks with lower price-to-earnings ratios.

Large-Cap Company Risk – Larger, more established companies may be unable to respond quickly to new competitive challenges and are sometimes unable to attain the high growth rates of successful, smaller companies during periods of economic expansion.

Mid-Cap Company Risk – Investing in mid-cap companies may involve greater risk than investing in large-cap companies due to less management experience, fewer financial resources, less product diversification and fewer competitive strengths. Therefore, such securities may be more volatile and less liquid than large-cap companies. In addition, mid-cap companies may be particularly affected by interest rate increases, as they may find it more difficult to borrow money to continue or expand operations, or may have difficulty in repaying any loans.

Sector Risk – Companies with similar characteristics, such as those within the same industry, may be grouped together in broad categories called sectors. To the extent the Fund invests its assets in a particular sector, the Fund's performance may be more susceptible to any economic, business, or other developments that generally affect that sector.

Information Technology Sector Risk. Information technology companies often face unusually high price volatility, both in terms of gains and losses. The potential for wide variations in performance is based on special risks common to information technology companies. Information technology companies may have limited product lines, markets or financial resources. Information technology companies are affected by worldwide technological developments and their products and services may quickly become outdated. Given these risks, an investment in the Fund may be more suitable for long-term investors who are willing to withstand the Fund's potential for volatility.

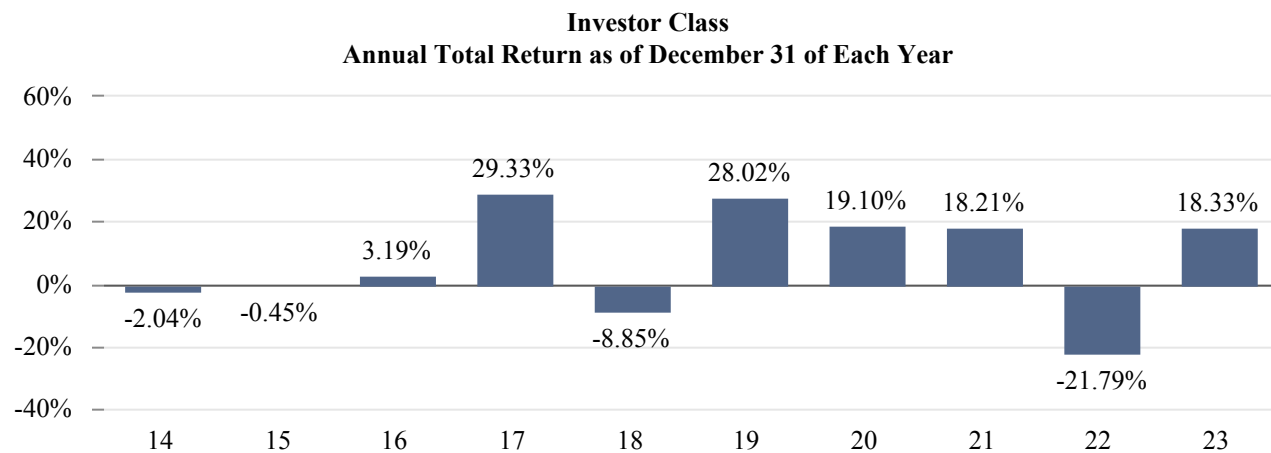
Emerging Markets Risk – Emerging markets are markets of countries, such as China, the Philippines and India, in the initial stages of industrialization and that generally have low per capita income. In addition to the risks of foreign securities in general, emerging markets are generally more volatile, have relatively unstable governments, social and legal systems that do not protect shareholders, economies based on only a few industries and securities markets that are substantially smaller, less liquid and more volatile with less government oversight than more developed countries. Emerging markets securities or companies may be subject to the risk of nationalization or may be subject to the control of the country in which such companies are domiciled. Additionally, the Fund may have investments in companies located in China. Risks associated with investments in China include risks related to governmental policies and risks to the economy from trade or political disputes with China’s trading partners.

Money Market Funds Risk – An investment in a money market fund is not a bank deposit and is not insured or guaranteed by any bank, the Federal Deposit Insurance Corporation (FDIC) or any other government agency. Although money market funds seek to preserve the value of investments at \$1.00 per share, it is possible for the Fund to lose money if shares of money market funds in which it invests fall below \$1.00 per share.

Cybersecurity Risk – With the increased use of technologies such as the Internet to conduct business, the Fund is susceptible to operational, information security, and related risks. Cyber incidents affecting the Fund or its service providers may cause disruptions and impact business operations, potentially resulting in financial losses, interference with the Fund’s ability to calculate its NAV, impediments to trading, the inability of shareholders to transact business, violations of applicable privacy and other laws, regulatory fines, penalties, reputational damage, reimbursement or other compensation costs, or additional compliance costs.

PERFORMANCE

The performance information provides some indication of the risks of investing in the International Fund by showing changes in the Fund’s performance from year to year and by showing how the Fund’s average annual returns for one, five and ten years compare with those of a broad measure of market performance and the returns of an additional index. The Fund’s past performance information, before and after taxes, is not necessarily an indication of how the Fund will perform in the future. Updated performance information is available on the Fund’s website at <http://www.buffalofunds.com/performance.html>, or by calling the Fund toll-free at 1-800-49-BUFFALO (1-800-492-8332).



Calendar Year-to-Date Return – Investor Class (through June 30, 2024) = 2.74%

Best and Worst Quarterly Performance (during periods shown above):

Best Quarter: June 30, 2020 = 18.82%
Worst Quarter: March 31, 2020 = -19.78%

Average Annual Total Returns for the periods ended December 31, 2023

	1 Year	5 Years	10 Years
Investor Class			
Return Before Taxes	18.33%	10.77%	7.06%
Return After Taxes on Distributions	18.27%	10.67%	6.97%
Return After Taxes on Distributions and Sale of Fund Shares	11.08%	8.70%	5.83%
Institutional Class			
Return Before Taxes	18.47%	10.94%	7.22%
FTSE Global All Cap ex US Index* (reflects no deduction for fees, expenses or taxes)	16.17%	7.78%	4.51%
FTSE All-World ex US Index (reflects no deduction for fees, expenses or taxes)	16.20%	7.85%	4.55%

* The FTSE Global All Cap ex US Index has replaced the FTSE All-World ex US Index as the Fund’s primary benchmark. The change of primary benchmark was the result of SEC rule amendments that require funds to show their performance against an “appropriate broad-based securities market index” that reflects the overall applicable market in which a fund invests. The Adviser believes the secondary benchmark is a more appropriate performance comparison given the Fund’s holdings.

After-tax returns are shown for Investor Class shares only and will vary for Institutional Class shares. After-tax returns are calculated using the highest historical individual federal marginal income tax rates and do not reflect the impact of state or local taxes. Actual after-tax returns depend on each investor’s individual tax situation and may differ from those shown in the table. The after-tax returns shown are not relevant to investors who own the International Fund in a tax-deferred or other tax-advantaged arrangement, such as an individual retirement account (“IRA”) or a 401(k) plan. In certain cases, the figure representing “Return After Taxes on Distributions and Sale of Fund Shares” may be higher than the other return figures for the same period, since a higher after-tax return results when a capital loss occurs upon redemption and provides an assumed tax deduction that benefits the investor.

MANAGEMENT

Investment Adviser. Kornitzer Capital Management, Inc. is the International Fund’s investment adviser.

Portfolio Manager. The International Fund is managed by:

<u>Portfolio Manager</u>	<u>Years of Service as Portfolio Manager</u>	<u>Current Title</u>
Nicole Kornitzer	15	Portfolio Manager

For important information about the purchase and sale of Fund shares, tax information and financial intermediary compensation, please turn to “Purchase and Sale of Fund Shares, Taxes and Financial Intermediary Compensation” on page 51.

BUFFALO MID CAP DISCOVERY FUND

INVESTMENT OBJECTIVE

The investment objective of the Buffalo Mid Cap Discovery Fund (“Mid Cap Discovery Fund” or the “Fund”) (formerly known as “Buffalo Discovery Fund”) is long-term growth of capital.

FEES AND EXPENSES OF THE FUND

This table describes the fees and expenses that you may pay if you buy, hold and sell shares of the Fund. You may pay other fees, such as brokerage commissions and other fees to financial intermediaries, which are not reflected in the tables and example below.

Shareholder Fees <i>(fees paid directly from your investment)</i>	Investor Class	Institutional Class
	None	None
Annual Fund Operating Expenses <i>(expenses that you pay each year as a percentage of the value of your investment)</i>		
Management Fees	0.85%	0.85%
Shareholder Servicing Fee	0.15%	None
Other Expenses	<u>0.01%</u>	<u>0.02%</u>
Total Annual Fund Operating Expenses	<u>1.01%⁽¹⁾</u>	<u>0.87%⁽¹⁾</u>

⁽¹⁾ The Total Annual Fund Operating Expenses for each Class of the Fund do not correlate to the ratio of expenses to average net assets listed in the Fund’s financial highlights, which reflects the operating expenses of each Class of the Fund and does not include the amount of the Fund’s proportionate share of the fees and expenses of other investment companies in which each Class of the Fund invests.

Example. This example is intended to help you compare the cost of investing in the Fund with the cost of investing in other mutual funds. The example assumes that you invest \$10,000 in the Fund for the time periods indicated and then redeem all of your shares at the end of those periods. The example also assumes that your investment has a 5% return each year, and that the Fund’s operating expenses remain the same. Although your actual costs may be higher or lower, based on these assumptions your costs would be:

Mid Cap Discovery Fund	1 Year	3 Years	5 Years	10 Years
Investor Class	\$103	\$322	\$558	\$1,236
Institutional Class	\$89	\$278	\$482	\$1,073

Portfolio Turnover. The Fund pays transaction costs, such as commissions, when it buys and sells securities (or “turns over” its portfolio). A higher portfolio turnover rate may indicate higher transaction costs and may result in higher taxes when Fund shares are held in a taxable account. These costs, which are not reflected in annual fund operating expenses or in the example, affect the Fund’s performance. During the most recent fiscal year, the Fund’s portfolio turnover rate was 42% of the average value of its portfolio.

PRINCIPAL INVESTMENT STRATEGIES

The Mid Cap Discovery Fund invests at least 80% of its net assets, plus any borrowings for investment purposes, in equity securities, consisting of common stocks, preferred stocks, convertible securities, warrants, and rights of “mid-cap discovery companies.” Kornitzer Capital Management, Inc., the Fund’s investment adviser (the “Adviser” or “KCM”), defines mid-cap discovery companies as companies, at the time of purchase, with market capitalizations within the range of the Russell Midcap[®] Growth Index, and are companies engaged in the pursuit and practical application of knowledge to discover, develop, and commercialize products, services, or intellectual property. As of June 30, 2024, the range of market capitalizations of the Russell Midcap[®] Growth Index was \$658 million to \$61.6 billion. In addition to the Fund’s investments in domestic securities, the Fund may invest up to 20% of its net assets in

sponsored or unsponsored American Depositary Receipts (“ADRs”) and securities of foreign companies that are traded on U.S. stock exchanges.

Companies are screened using in-depth, in-house research to identify those which the Adviser believes have favorable attributes, including attractive valuation, strong management, conservative debt, free cash flow, scalable business models, and competitive advantages. The Fund may invest in companies in any sector. Currently, the Fund has significant investments in the information technology sector. The Fund may have significant investments in the healthcare sector. The Adviser may sell the Fund’s investments to secure gains, limit losses, or reinvest in more promising investment opportunities.

PRINCIPAL RISKS

The Mid Cap Discovery Fund cannot guarantee that it will achieve its investment objective. As with any mutual fund, the value of the Fund’s investments may fluctuate. If the value of the Fund’s investments decreases, the value of the Fund’s shares will also decrease and you may lose money. The risks associated with the Fund’s principal investment strategies are:

Market Risk; Recent Market Events – U.S. and international markets have experienced and may continue to experience significant periods of volatility in recent months and years due to a number of economic, political and global macro factors, including uncertainty regarding inflation and central banks’ interest rate increases, the possibility of a national or global recession, trade tensions, political events, the war between Russia and Ukraine, significant conflict between Israel and Hamas in the Middle East, and the impact of the coronavirus (COVID-19) global pandemic. These and other events may cause market disruptions and could have an adverse effect on the value of the Fund’s investments.

Management Risk – Management risk means that your investment in the Fund varies with the success and failure of the Adviser’s investment strategies and the Adviser’s research, analysis and determination of portfolio securities.

Equity Market Risk – Equity securities held by the Fund may experience sudden, unpredictable drops in value or long periods of decline in value due to general stock market fluctuations, increases in production costs, decisions by management or related factors.

Common Stocks. Common stocks are susceptible to general stock market fluctuations and to volatile increases and decreases in value as market confidence in and perceptions of their issuers change. Common stock is generally subject to greater risk than preferred stocks and debt obligations because holders of common stock generally have inferior rights to receive payments from issuers in comparison with the rights of the holders of other securities, bondholders and other creditors.

Preferred Stock. Preferred stock is subject to the risk that the dividend on the stock may be changed or omitted by the issuer, and that participation in the growth of an issuer may be limited.

Convertible Securities. A convertible security is a fixed-income security (a debt instrument or a preferred stock) which may be converted at a stated price within a specified period of time into a certain quantity of the common stock of the same or a different issuer. The market value of a convertible security performs like that of a regular debt security, that is, if market interest rates rise, the value of the convertible security falls.

Warrants. Investments in warrants involve certain risks, including the possible lack of a liquid market for resale of the warrants, potential price fluctuations as a result of speculation or other factors, and failure of the price of the underlying security to reach or have reasonable prospects of reaching a level at which the warrant can be prudently exercised (in which event the warrant may expire without being exercised, resulting in a loss of the Fund’s entire investment therein).

Rights. The purchase of rights involves the risk that the Fund could lose the purchase value of a right if the right is not exercised prior to its expiration. Also, the purchase of rights involves the risk that the effective price paid for the right added to the subscription price of the related security may exceed the value of the subscribed security’s market price.

Growth-Style Investing Risks – Because the Fund focuses on growth-style stocks, its performance may at times be better or worse than the performance of funds that focus on other types of stocks or that have a different investment style, such as value-style stocks. Growth stocks are often characterized by high price-to-earnings ratios and as a result, may be more volatile than stocks with lower price-to-earnings ratios.

Large-Cap Company Risk – Larger, more established companies may be unable to respond quickly to new competitive challenges and are sometimes unable to attain the high growth rates of successful, smaller companies during periods of economic expansion.

Mid-Cap Company Risk – Investing in mid-cap companies may involve greater risk than investing in large-cap companies due to less management experience, fewer financial resources, less product diversification and fewer competitive strengths. Therefore, such securities may be more volatile and less liquid than large-cap companies. In addition, mid-cap companies may be particularly affected by interest rate increases, as they may find it more difficult to borrow money to continue or expand operations, or may have difficulty in repaying any loans.

Sector Risk – Companies with similar characteristics, such as those within the same industry, may be grouped together in broad categories called sectors. To the extent the Fund invests its assets in a particular sector, the Fund's performance may be more susceptible to any economic, business, or other developments that generally affect that sector.

Information Technology Sector Risk. Information technology companies often face unusually high price volatility, both in terms of gains and losses. The potential for wide variations in performance is based on special risks common to information technology companies. Information technology companies may have limited product lines, markets or financial resources. Information technology companies are affected by worldwide technological developments and their products and services may quickly become outdated. Given these risks, an investment in the Fund may be more suitable for long-term investors who are willing to withstand the Fund's potential for volatility.

Healthcare Sector Risk. To the extent the Fund invests a significant portion of its assets in the healthcare sector, the Fund will be sensitive to changes in, and its performance will depend to a greater extent on, the overall condition of the healthcare sector. Companies in the healthcare sector are subject to extensive government regulation and their profitability can be significantly affected by regulatory changes. Other risk factors include rising costs of medical products and services, pricing pressure and limited product lines, loss or impairment of intellectual property rights and litigation regarding product or service liability.

Small-Cap Company Risk – Investing in small-cap companies may involve greater risk than investing in large- or mid-cap companies due to less management experience, fewer financial resources, less product diversification and fewer competitive strengths. Therefore, such securities may be more volatile and less liquid than mid- and large-cap companies. In addition, small-cap companies may be particularly affected by interest rate increases, as they may find it more difficult to borrow money to continue or expand operations, or may have difficulty in repaying any loans.

Money Market Funds Risk – An investment in a money market fund is not a bank deposit and is not insured or guaranteed by any bank, the Federal Deposit Insurance Corporation (FDIC) or any other government agency. Although money market funds seek to preserve the value of investments at \$1.00 per share, it is possible for the Fund to lose money if shares of money market funds in which it invests fall below \$1.00 per share.

Foreign Risk – Investing in securities of foreign corporations involves additional risks relating to: political, social, religious and economic developments abroad; market instability; fluctuations in foreign exchange rates; different regulatory requirements, market practices, accounting standards and practices; and less publicly available information about foreign issuers. Additionally, these investments may be subject to foreign withholding taxes, may be less liquid, carry higher brokerage commissions and other fees, and procedures and regulations governing transactions and custody in foreign markets also may involve delays in payment, delivery or recovery of money or investments. Investments in common stocks of U.S. companies with international operations, and the purchase of sponsored or unsponsored ADRs carry similar risks.

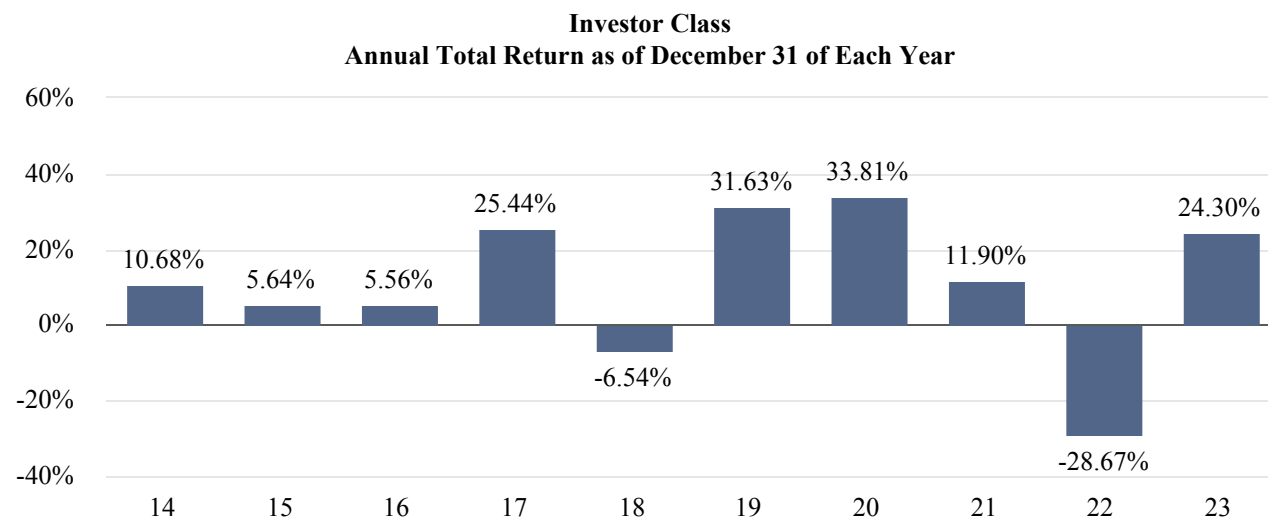
American Depositary Receipts. Unsponsored ADRs held by the Fund are frequently under no obligation to distribute shareholder communications received from the underlying issuer. For this and other reasons, there is less

information available about unsponsored ADRs than sponsored ADRs. Unsponsored ADRs are also not obligated to pass through voting rights to the Fund. Investing in foreign companies, even indirectly through ADRs, may involve the same inherent risks as investing in securities of foreign issuers, as described above.

Cybersecurity Risk – With the increased use of technologies such as the Internet to conduct business, the Fund is susceptible to operational, information security, and related risks. Cyber incidents affecting the Fund or its service providers may cause disruptions and impact business operations, potentially resulting in financial losses, interference with the Fund’s ability to calculate its NAV, impediments to trading, the inability of shareholders to transact business, violations of applicable privacy and other laws, regulatory fines, penalties, reputational damage, reimbursement or other compensation costs, or additional compliance costs.

PERFORMANCE

The performance information provides some indication of the risks of investing in the Mid Cap Discovery Fund by showing changes in the Fund’s performance from year to year and by showing how the Fund’s average annual returns for one, five and ten years compare with those of a broad measure of market performance and the returns of an additional index. The Fund’s past performance information, before and after taxes, is not necessarily an indication of how the Fund will perform in the future. Updated performance information is available on the Fund’s website at <http://www.buffalofunds.com/performance.html>, or by calling the Fund toll-free at 1-800-49-BUFFALO (1-800-492-8332).



Calendar Year-to-Date Return – Investor Class (through June 30, 2024) = 0.38%

Best and Worst Quarterly Performance (during periods shown above):

Best Quarter: June 30, 2020 = 23.84%
Worst Quarter: June 30, 2022 = -21.37%

Average Annual Total Returns for the periods ended December 31, 2023

	1 Year	5 Years	10 Years
Investor Class			
Return Before Taxes	24.30%	11.81%	9.72%
Return After Taxes on Distributions	24.30%	9.24%	7.59%
Return After Taxes on Distributions and Sale of Fund Shares	14.39%	8.87%	7.32%
Institutional Class			
Return Before Taxes	24.50%	11.98%	9.89%
Russell 3000® Index* (reflects no deduction for fees, expenses or taxes)	25.96%	15.16%	11.48%
Russell Midcap® Growth Index (reflects no deduction for fees, expenses or taxes)	25.87%	13.81%	10.57%

* The Russell 3000[®] Index has replaced the Russell Midcap[®] Growth Index as the Fund’s primary benchmark. The change of primary benchmark was the result of SEC rule amendments that require funds to show their performance against an “appropriate broad-based securities market index” that reflects the overall applicable market in which a fund invests. The Adviser believes the secondary benchmark is a more appropriate performance comparison given the Fund’s holdings.

After-tax returns are shown for Investor Class shares only and will vary for Institutional Class shares. After-tax returns are calculated using the highest historical individual federal marginal income tax rates and do not reflect the impact of state or local taxes. Actual after-tax returns depend on each investor’s individual tax situation and may differ from those shown in the table. The after-tax returns shown are not relevant to investors who own the Mid Cap Discovery Fund in a tax-deferred or other tax-advantaged arrangement, such as an individual retirement account (“IRA”) or a 401(k) plan. In certain cases, the figure representing “Return After Taxes on Distributions and Sale of Fund Shares” may be higher than the other return figures for the same period, since a higher after-tax return results when a capital loss occurs upon redemption and provides an assumed tax deduction that benefits the investor.

MANAGEMENT

Investment Adviser. Kornitzer Capital Management, Inc. is the Mid Cap Discovery Fund’s investment adviser.

Co-Portfolio Managers. The Mid Cap Discovery Fund is co-managed by a team of Portfolio Managers as follows:

<u>Portfolio Manager</u>	<u>Years of Service as Portfolio Manager</u>	<u>Current Title</u>
Dave Carlsen	20.5	Portfolio Manager
Doug Cartwright	*	Portfolio Manager
Josh West	*	Portfolio Manager

*Effective April 15, 2024, Mr. Cartwright and Mr. West became portfolio managers of the Mid Cap Discovery Fund.

For important information about the purchase and sale of Fund shares, tax information and financial intermediary compensation, please turn to “Purchase and Sale of Fund Shares, Taxes and Financial Intermediary Compensation” on page 51.

BUFFALO MID CAP GROWTH FUND

INVESTMENT OBJECTIVE

The investment objective of the Buffalo Mid Cap Growth Fund (“Mid Cap Growth Fund” or the “Fund”) (formerly known as “Buffalo Mid Cap Fund”) is long-term growth of capital.

FEES AND EXPENSES OF THE FUND

This table describes the fees and expenses that you may pay if you buy, hold and sell shares of the Fund. You may pay other fees, such as brokerage commissions and other fees to financial intermediaries, which are not reflected in the tables and example below.

Shareholder Fees <i>(fees paid directly from your investment)</i>	Investor Class	Institutional Class
	None	None
Annual Fund Operating Expenses <i>(expenses that you pay each year as a percentage of the value of your investment)</i>		
Management Fees	0.85%	0.85%
Shareholder Servicing Fee	0.10% ⁽¹⁾	None
Other Expenses	<u>0.02%</u>	<u>0.02%</u>
Total Annual Fund Operating Expenses	<u>0.97%</u>	<u>0.87%</u>

⁽¹⁾ Investor Class shares are subject to an annual shareholder servicing fee of up to 0.15% pursuant to the Fund’s Shareholder Servicing Plan. The maximum rate of the shareholder servicing fee may not be incurred in a given year.

Example. This example is intended to help you compare the cost of investing in the Fund with the cost of investing in other mutual funds. The example assumes that you invest \$10,000 in the Fund for the time periods indicated and then redeem all of your shares at the end of those periods. The example also assumes that your investment has a 5% return each year and that the Fund’s operating expenses remain the same. Although your actual costs may be higher or lower, based on these assumptions your costs would be:

<u>Mid Cap Growth Fund</u>	<u>1 Year</u>	<u>3 Years</u>	<u>5 Years</u>	<u>10 Years</u>
Investor Class	\$99	\$309	\$536	\$1,190
Institutional Class	\$89	\$278	\$482	\$1,073

Portfolio Turnover. The Fund pays transaction costs, such as commissions, when it buys and sells securities (or “turns over” its portfolio). A higher portfolio turnover rate may indicate higher transaction costs and may result in higher taxes when Fund shares are held in a taxable account. These costs, which are not reflected in annual fund operating expenses or in the example, affect the Fund’s performance. During the most recent fiscal year, the Fund’s portfolio turnover rate was 17% of the average value of its portfolio.

PRINCIPAL INVESTMENT STRATEGIES

The Mid Cap Growth Fund invests at least 80% of its net assets, plus any borrowings for investment purposes, in equity securities, consisting of common stocks, preferred stocks, convertible securities, warrants, and rights of “mid-cap growth companies.” Kornitzer Capital Management, Inc., the Fund’s investment adviser (the “Adviser” or “KCM”), defines mid-cap companies as companies, at the time of purchase, with market capitalizations within the range of the Russell Midcap[®] Growth Index. As of June 30, 2024, the range of market capitalizations of the Russell Midcap[®] Growth Index was \$658 million to \$61.6 billion. KCM defines growth companies as companies that, at the time of purchase, are constituents of the Russell 3000[®] Growth Index or exhibit growth characteristics (generates positive cash flows or earnings that increase at faster rates than the overall economy) consistent with inclusion of companies in the Russell 3000[®] Growth Index. Companies included in the Fund’s investment universe must satisfy both prongs of KCM’s definition of mid-cap growth company. In addition to the Fund’s investments in domestic securities, the Fund may also invest up to 20% of its net assets in sponsored or unsponsored American Depositary Receipts (“ADRs”) and securities of foreign companies that are traded on U.S. stock exchanges.

Companies are screened using in-depth, in-house research to identify those which the Adviser believes have favorable attributes, including attractive valuation, strong management, conservative debt, free cash flow, scalable business models, and competitive advantages. The Fund may invest in companies in any sector. Currently, the Fund has significant investments in the information technology sector. The Fund may have significant investments in the industrials sector. The Adviser may sell the Fund's investments to secure gains, limit losses, or reinvest in more promising investment opportunities.

PRINCIPAL RISKS

The Mid Cap Growth Fund cannot guarantee that it will achieve its investment objective. As with any mutual fund, the value of the Fund's investments may fluctuate. If the value of the Fund's investments decreases, the value of the Fund's shares will also decrease and you may lose money. The risks associated with the Fund's principal investment strategies are:

Market Risk; Recent Market Events – U.S. and international markets have experienced and may continue to experience significant periods of volatility in recent months and years due to a number of economic, political and global macro factors, including uncertainty regarding inflation and central banks' interest rate increases, the possibility of a national or global recession, trade tensions, political events, the war between Russia and Ukraine, significant conflict between Israel and Hamas in the Middle East, and the impact of the coronavirus (COVID-19) global pandemic. These and other events may cause market disruptions and could have an adverse effect on the value of the Fund's investments.

Management Risk – Management risk means that your investment in the Fund varies with the success and failure of the Adviser's investment strategies and the Adviser's research, analysis and determination of portfolio securities.

Equity Market Risk – Equity securities held by the Fund may experience sudden, unpredictable drops in value or long periods of decline in value due to general stock market fluctuations, increases in production costs, decisions by management or related factors.

Common Stocks. Common stocks are susceptible to general stock market fluctuations and to volatile increases and decreases in value as market confidence in and perceptions of their issuers change. Common stock is generally subject to greater risk than preferred stocks and debt obligations because holders of common stock generally have inferior rights to receive payments from issuers in comparison with the rights of the holders of other securities, bondholders and other creditors.

Preferred Stock. Preferred stock is subject to the risk that the dividend on the stock may be changed or omitted by the issuer, and that participation in the growth of an issuer may be limited.

Convertible Securities. A convertible security is a fixed-income security (a debt instrument or a preferred stock) which may be converted at a stated price within a specified period of time into a certain quantity of the common stock of the same or a different issuer. The market value of a convertible security performs like that of a regular debt security, that is, if market interest rates rise, the value of the convertible security falls.

Warrants. Investments in warrants involve certain risks, including the possible lack of a liquid market for resale of the warrants, potential price fluctuations as a result of speculation or other factors, and failure of the price of the underlying security to reach or have reasonable prospects of reaching a level at which the warrant can be prudently exercised (in which event the warrant may expire without being exercised, resulting in a loss of the Fund's entire investment therein).

Rights. The purchase of rights involves the risk that the Fund could lose the purchase value of a right if the right is not exercised prior to its expiration. Also, the purchase of rights involves the risk that the effective price paid for the right added to the subscription price of the related security may exceed the value of the subscribed security's market price.

Growth-Style Investing Risks – Because the Fund focuses on growth-style stocks, its performance may at times be better or worse than the performance of funds that focus on other types of stocks or that have a different investment

style, such as value-style stocks. Growth stocks are often characterized by high price-to-earnings ratios and as a result, may be more volatile than stocks with lower price-to-earnings ratios.

Mid-Cap Company Risk – Investing in mid-cap companies may involve greater risk than investing in large-cap companies due to less management experience, fewer financial resources, less product diversification and fewer competitive strengths. Therefore, such securities may be more volatile and less liquid than large-cap companies. In addition, mid-cap companies may be particularly affected by interest rate increases, as they may find it more difficult to borrow money to continue or expand operations, or may have difficulty in repaying any loans.

Large-Cap Company Risk – Larger, more established companies may be unable to respond quickly to new competitive challenges and are sometimes unable to attain the high growth rates of successful, smaller companies during periods of economic expansion.

Sector Risk – Companies with similar characteristics, such as those within the same industry, may be grouped together in broad categories called sectors. To the extent the Fund invests its assets in a particular sector, the Fund's performance may be more susceptible to any economic, business, or other developments that generally affect that sector.

Information Technology Sector Risk. Information technology companies often face unusually high price volatility, both in terms of gains and losses. The potential for wide variations in performance is based on special risks common to information technology companies. Information technology companies may have limited product lines, markets or financial resources. Information technology companies are affected by worldwide technological developments and their products and services may quickly become outdated. Given these risks, an investment in the Fund may be more suitable for long-term investors who are willing to withstand the Fund's potential for volatility.

Industrials Sector Risk. Issuers in the industrials sector are affected by supply and demand, both for their specific product or service and for industrials sector products in general. The products of such issuers may face obsolescence due to rapid technological developments and frequent new product introduction. Government regulations, world events, economic conditions and exchange rates affect the performance of companies in the industrials sector. Issuers in the industrials sector may be adversely affected by liability for environmental damage, product liability claims and exchange rates. The industrials sector may also be adversely affected by changes or trends in commodity prices that may be influenced by unpredictable factors.

Small-Cap Company Risk – Investing in small-cap companies may involve greater risk than investing in large- or mid-cap companies due to less management experience, fewer financial resources, less product diversification and fewer competitive strengths. Therefore, such securities may be more volatile and less liquid than mid- and large-cap companies. In addition, small-cap companies may be particularly affected by interest rate increases, as they may find it more difficult to borrow money to continue or expand operations, or may have difficulty in repaying any loans.

Money Market Funds Risk – An investment in a money market fund is not a bank deposit and is not insured or guaranteed by any bank, the Federal Deposit Insurance Corporation (FDIC) or any other government agency. Although money market funds seek to preserve the value of investments at \$1.00 per share, it is possible for the Fund to lose money if shares of money market funds in which it invests fall below \$1.00 per share.

Foreign Risk – Investing in securities of foreign corporations involves additional risks relating to: political, social, religious and economic developments abroad; market instability; fluctuations in foreign exchange rates; different regulatory requirements, market practices, accounting standards and practices; and less publicly available information about foreign issuers. Additionally, these investments may be subject to foreign withholding taxes, may be less liquid, carry higher brokerage commissions and other fees, and procedures and regulations governing transactions and custody in foreign markets also may involve delays in payment, delivery or recovery of money or investments. Investments in common stocks of U.S. companies with international operations, and the purchase of sponsored or unsponsored ADRs carry similar risks.

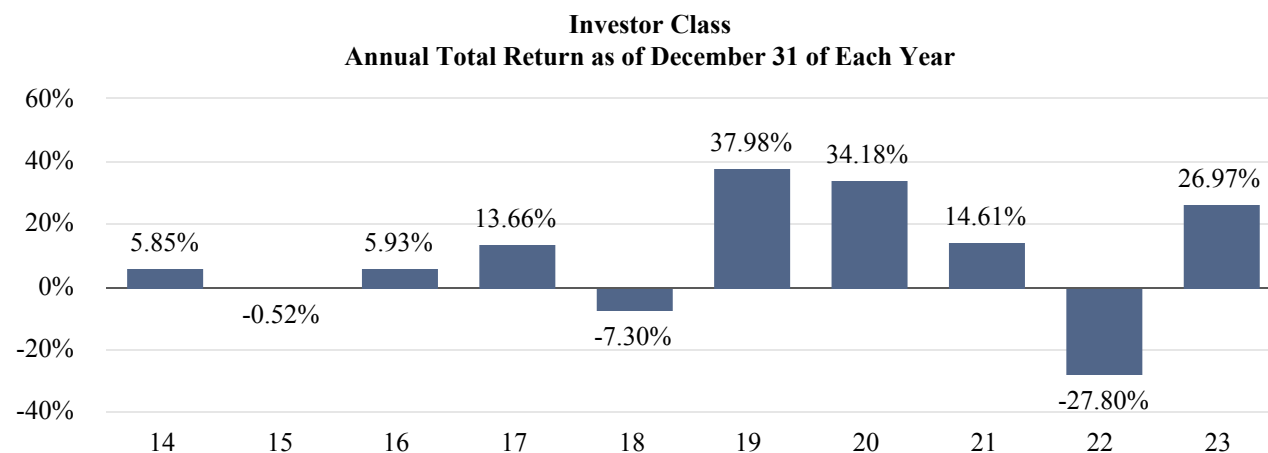
American Depositary Receipts. Unsponsored ADRs held by the Fund are frequently under no obligation to distribute shareholder communications received from the underlying issuer. For this and other reasons, there is less information available about unsponsored ADRs than sponsored ADRs. Unsponsored ADRs are also not obligated

to pass through voting rights to the Fund. Investing in foreign companies, even indirectly through ADRs, may involve the same inherent risks as investing in securities of foreign issuers, as described above.

Cybersecurity Risk – With the increased use of technologies such as the Internet to conduct business, the Fund is susceptible to operational, information security, and related risks. Cyber incidents affecting the Fund or its service providers may cause disruptions and impact business operations, potentially resulting in financial losses, interference with the Fund’s ability to calculate its NAV, impediments to trading, the inability of shareholders to transact business, violations of applicable privacy and other laws, regulatory fines, penalties, reputational damage, reimbursement or other compensation costs, or additional compliance costs.

PERFORMANCE

The performance information provides some indication of the risks of investing in the Mid Cap Growth Fund by showing changes in the Fund’s performance from year to year and by showing how the Fund’s average annual returns for one, five and ten years compare with those of a broad measure of market performance and the returns of an additional index. The Fund’s past performance information, before and after taxes, is not necessarily an indication of how the Fund will perform in the future. Updated performance information is available on the Fund’s website at <http://www.buffalofunds.com/performance.html>, or by calling the Fund toll-free at 1-800-49-BUFFALO (1-800-492-8332).



Calendar Year-to-Date Return – Investor Class (through June 30, 2024) = -1.78%

Best and Worst Quarterly Performance (during periods shown above):

Best Quarter: June 30, 2020 = 22.66%
Worst Quarter: June 30, 2022 = -21.67%

Average Annual Total Returns for the periods ended December 31, 2023

	1 Year	5 Years	10 Years
Investor Class			
Return Before Taxes	26.97%	14.23%	8.62%
Return After Taxes on Distributions	25.37%	12.22%	6.14%
Return After Taxes on Distributions and Sale of Fund Shares	16.97%	11.19%	6.27%
Institutional Class			
Return Before Taxes	27.18%	14.40%	8.78%
Russell 3000® Index* (reflects no deduction for fees, expenses or taxes)	25.96%	15.16%	11.48%
Russell Midcap® Growth Index (reflects no deduction for fees, expenses or taxes)	25.87%	13.81%	10.57%

* The Russell 3000® Index has replaced the Russell Midcap® Growth Index as the Fund’s primary benchmark. The change of primary benchmark was the result of SEC rule amendments that require funds to show their performance against an

“appropriate broad-based securities market index” that reflects the overall applicable market in which a fund invests. The Adviser believes the secondary benchmark is a more appropriate performance comparison given the Fund’s holdings.

After-tax returns are shown for Investor Class shares only and will vary for Institutional Class shares. After-tax returns are calculated using the highest historical individual federal marginal income tax rates and do not reflect the impact of state or local taxes. Actual after-tax returns depend on each investor’s individual tax situation and may differ from those shown in the table. The after-tax returns shown are not relevant to investors who own the Mid Cap Growth Fund in a tax-deferred or other tax-advantaged arrangement, such as an individual retirement account (“IRA”) or a 401(k) plan. In certain cases, the figure representing “Return After Taxes on Distributions and Sale of Fund Shares” may be higher than the other return figures for the same period, since a higher after-tax return results when a capital loss occurs upon redemption and provides an assumed tax deduction that benefits the investor.

MANAGEMENT

Investment Adviser. Kornitzer Capital Management, Inc. is the Mid Cap Growth Fund’s investment adviser.

Co-Portfolio Managers. The Mid Cap Growth Fund is co-managed by a team of Portfolio Managers as follows:

<u>Portfolio Manager</u>	<u>Years of Service as Portfolio Manager</u>	<u>Current Title</u>
Josh West	6.5	Portfolio Manager
Doug Cartwright	2	Portfolio Manager
Dave Carlsen	*	Portfolio Manager

*Effective April 15, 2024, Mr. Carlsen became a portfolio manager of the Mid Cap Growth Fund.

For important information about the purchase and sale of Fund shares, tax information and financial intermediary compensation, please turn to “Purchase and Sale of Fund Shares, Taxes and Financial Intermediary Compensation” on page 51.

BUFFALO SMALL CAP GROWTH FUND

INVESTMENT OBJECTIVE

The investment objective of the Buffalo Small Cap Growth Fund (“Small Cap Growth Fund” or the “Fund”) (formerly known as “Buffalo Small Cap Fund”) is long-term growth of capital.

FEES AND EXPENSES OF THE FUND

This table describes the fees and expenses that you may pay if you buy, hold and sell shares of the Fund. You may pay other fees, such as brokerage commissions and other fees to financial intermediaries, which are not reflected in the tables and example below.

Shareholder Fees <i>(fees paid directly from your investment)</i>	Investor Class	Institutional Class
	None	None
Annual Fund Operating Expenses <i>(expenses that you pay each year as a percentage of the value of your investment)</i>		
Management Fees	0.85%	0.85%
Shareholder Servicing Fee	0.10% ⁽¹⁾	None
Other Expenses	<u>0.02%</u>	<u>0.02%</u>
Total Annual Fund Operating Expenses	<u>0.97%</u> ⁽²⁾	<u>0.87%</u> ⁽²⁾

⁽¹⁾ Investor Class shares are subject to an annual shareholder servicing fee of up to 0.15% pursuant to the Fund’s Shareholder Servicing Plan. The maximum rate of the shareholder servicing fee may not be incurred in a given year.

⁽²⁾ The Total Annual Fund Operating Expenses for each Class of the Fund do not correlate to the ratio of expenses to average net assets listed in the Fund’s financial highlights, which reflects the operating expenses of each Class of the Fund and does not include the amount of the Fund’s proportionate share of the fees and expenses of other investment companies in which each Class of the Fund invests.

Example. This example is intended to help you compare the cost of investing in the Fund with the cost of investing in other mutual funds. The example assumes that you invest \$10,000 in the Fund for the time periods indicated and then redeem all of your shares at the end of those periods. The example also assumes that your investment has a 5% return each year and that the Fund’s operating expenses remain the same. Although your actual costs may be higher or lower, based on these assumptions your costs would be:

Small Cap Growth Fund	1 Year	3 Years	5 Years	10 Years
Investor Class	\$99	\$309	\$536	\$1,190
Institutional Class	\$89	\$278	\$482	\$1,073

Portfolio Turnover. The Fund pays transaction costs, such as commissions, when it buys and sells securities (or “turns over” its portfolio). A higher portfolio turnover rate may indicate higher transaction costs and may result in higher taxes when Fund shares are held in a taxable account. These costs, which are not reflected in annual fund operating expenses or in the example, affect the Fund’s performance. During the most recent fiscal year, the Fund’s portfolio turnover rate was 26% of the average value of its portfolio.

PRINCIPAL INVESTMENT STRATEGIES

The Small Cap Growth Fund invests at least 80% of its net assets, plus any borrowings for investment purposes, in equity securities, consisting of common stocks, preferred stocks, convertible securities, warrants, and rights of “small-cap growth companies.” Kornitzer Capital Management, Inc., the Fund’s investment adviser (the “Adviser” or “KCM”), defines small-cap companies as companies, at the time of purchase, with market capitalizations within the range of the Russell 2000[®] Growth Index. As of June 30, 2024, the range of market capitalizations of the Russell 2000[®] Growth Index was \$17 million to \$10.3 billion. KCM defines growth companies as companies that, at the time of purchase, are constituents of the Russell 3000[®] Growth Index or exhibit growth characteristics (generates positive cash flows or earnings that increase at faster rates than the overall economy) consistent with inclusion of companies in the Russell 3000[®] Growth Index. Companies included in the Fund’s investment universe must satisfy both prongs of

KCM's definition of small-cap growth company. In addition to the Fund's investments in domestic securities, the Fund may invest up to 20% of its net assets in sponsored or unsponsored American Depositary Receipts ("ADRs") and securities of foreign companies that are traded on U.S. stock exchanges.

Companies are screened using in-depth, in-house research to identify those which the Adviser believes have favorable attributes, including attractive valuation, strong management, conservative debt, free cash flow, scalable business models, and competitive advantages. The Fund may invest in companies in any sector. The Fund may have significant investments in the healthcare, industrials and information technology sectors. The Adviser may sell the Fund's investments to secure gains, limit losses, or reinvest in more promising investment opportunities.

PRINCIPAL RISKS

The Small Cap Growth Fund cannot guarantee that it will achieve its investment objective. As with any mutual fund, the value of the Fund's investments may fluctuate. If the value of the Fund's investments decreases, the value of the Fund's shares will also decrease and you may lose money. The risks associated with the Fund's principal investment strategies are:

Market Risk; Recent Market Events – U.S. and international markets have experienced and may continue to experience significant periods of volatility in recent months and years due to a number of economic, political and global macro factors, including uncertainty regarding inflation and central banks' interest rate increases, the possibility of a national or global recession, trade tensions, political events, the war between Russia and Ukraine, significant conflict between Israel and Hamas in the Middle East, and the impact of the coronavirus (COVID-19) global pandemic. These and other events may cause market disruptions and could have an adverse effect on the value of the Fund's investments.

Management Risk – Management risk means that your investment in the Fund varies with the success and failure of the Adviser's investment strategies and the Adviser's research, analysis and determination of portfolio securities.

Equity Market Risk – Equity securities held by the Fund may experience sudden, unpredictable drops in value or long periods of decline in value due to general stock market fluctuations, increases in production costs, decisions by management or related factors.

Common Stocks. Common stocks are susceptible to general stock market fluctuations and to volatile increases and decreases in value as market confidence in and perceptions of their issuers change. Common stock is generally subject to greater risk than preferred stocks and debt obligations because holders of common stock generally have inferior rights to receive payments from issuers in comparison with the rights of the holders of other securities, bondholders and other creditors.

Preferred Stock. Preferred stock is subject to the risk that the dividend on the stock may be changed or omitted by the issuer, and that participation in the growth of an issuer may be limited.

Convertible Securities. A convertible security is a fixed-income security (a debt instrument or a preferred stock) which may be converted at a stated price within a specified period of time into a certain quantity of the common stock of the same or a different issuer. The market value of a convertible security performs like that of a regular debt security, that is, if market interest rates rise, the value of the convertible security falls.

Warrants. Investments in warrants involve certain risks, including the possible lack of a liquid market for resale of the warrants, potential price fluctuations as a result of speculation or other factors, and failure of the price of the underlying security to reach or have reasonable prospects of reaching a level at which the warrant can be prudently exercised (in which event the warrant may expire without being exercised, resulting in a loss of the Fund's entire investment therein).

Rights. The purchase of rights involves the risk that the Fund could lose the purchase value of a right if the right is not exercised prior to its expiration. Also, the purchase of rights involves the risk that the effective price paid for the right added to the subscription price of the related security may exceed the value of the subscribed security's market price.

Growth-Style Investing Risks – Because the Fund focuses on growth-style stocks, its performance may at times be better or worse than the performance of funds that focus on other types of stocks or that have a different investment style, such as value-style stocks. Growth stocks are often characterized by high price-to-earnings ratios and as a result, may be more volatile than stocks with lower price-to-earnings ratios.

Mid-Cap Company Risk – Investing in mid-cap companies may involve greater risk than investing in large-cap companies due to less management experience, fewer financial resources, less product diversification and fewer competitive strengths. Therefore, such securities may be more volatile and less liquid than large-cap companies. In addition, mid-cap companies may be particularly affected by interest rate increases, as they may find it more difficult to borrow money to continue or expand operations, or may have difficulty in repaying any loans.

Small-Cap Company Risk – Investing in small-cap companies may involve greater risk than investing in large- or mid-cap companies due to less management experience, fewer financial resources, less product diversification and fewer competitive strengths. Therefore, such securities may be more volatile and less liquid than mid- and large-cap companies. In addition, small-cap companies may be particularly affected by interest rate increases, as they may find it more difficult to borrow money to continue or expand operations, or may have difficulty in repaying any loans.

Sector Risk – Companies with similar characteristics, such as those within the same industry, may be grouped together in broad categories called sectors. To the extent the Fund invests its assets in a particular sector, the Fund's performance may be more susceptible to any economic, business, or other developments that generally affect that sector.

Healthcare Sector Risk. To the extent the Fund invests a significant portion of its assets in the healthcare sector, the Fund will be sensitive to changes in, and its performance will depend to a greater extent on, the overall condition of the healthcare sector. Companies in the healthcare sector are subject to extensive government regulation and their profitability can be significantly affected by regulatory changes. Other risk factors include rising costs of medical products and services, pricing pressure and limited product lines, loss or impairment of intellectual property rights and litigation regarding product or service liability.

Industrials Sector Risk. Issuers in the industrials sector are affected by supply and demand, both for their specific product or service and for industrials sector products in general. The products of such issuers may face obsolescence due to rapid technological developments and frequent new product introduction. Government regulations, world events, economic conditions and exchange rates affect the performance of companies in the industrials sector. Issuers in the industrials sector may be adversely affected by liability for environmental damage, product liability claims and exchange rates. The industrials sector may also be adversely affected by changes or trends in commodity prices that may be influenced by unpredictable factors.

Information Technology Sector Risk. Information technology companies often face unusually high price volatility, both in terms of gains and losses. The potential for wide variations in performance is based on special risks common to information technology companies. Information technology companies may have limited product lines, markets or financial resources. Information technology companies are affected by worldwide technological developments and their products and services may quickly become outdated. Given these risks, an investment in the Fund may be more suitable for long-term investors who are willing to withstand the Fund's potential for volatility.

Micro-Cap Company Risk – Investing in micro-cap companies may involve greater risk than investing in companies with larger capitalization due to less management experience, fewer financial resources, less product diversification and fewer competitive strengths. Therefore, such securities may be more volatile and less liquid than companies with larger capitalization. In addition, micro-cap companies may be particularly affected by interest rate increases, as they may find it more difficult to borrow money to continue or expand operations, or may have difficulty in repaying any loans. The trading volume of securities of smaller capitalization companies is normally less than that of larger capitalization companies, and therefore may disproportionately affect their market price, tending to make them fall more in response to selling pressure than is the case with larger capitalization companies. These risks are enhanced for micro-cap securities. Many micro-cap companies tend to be new and have no proven track record. Some of these companies have no assets or operations, while others have products and services that are still in development or have yet to be tested in the market. As any size of trade can have a large percentage impact on the price of a micro-cap stock, the Fund will be more susceptible to sudden and significant losses. In addition, micro-cap company stocks will also be

bought and sold less often than other stocks, making them less liquid than other securities. Because of this, if the Fund wants to sell a large quantity of a micro-cap company’s stock, it may have to sell at a lower price than the Adviser might prefer, or it may have to sell in smaller than desired quantities over a period of time. Given these risks, an investment in the Fund may be more suitable for long-term investors who are willing to bear the risk of these fluctuations.

Money Market Funds Risk – An investment in a money market fund is not a bank deposit and is not insured or guaranteed by any bank, the Federal Deposit Insurance Corporation (FDIC) or any other government agency. Although money market funds seek to preserve the value of investments at \$1.00 per share, it is possible for the Fund to lose money if shares of money market funds in which it invests fall below \$1.00 per share.

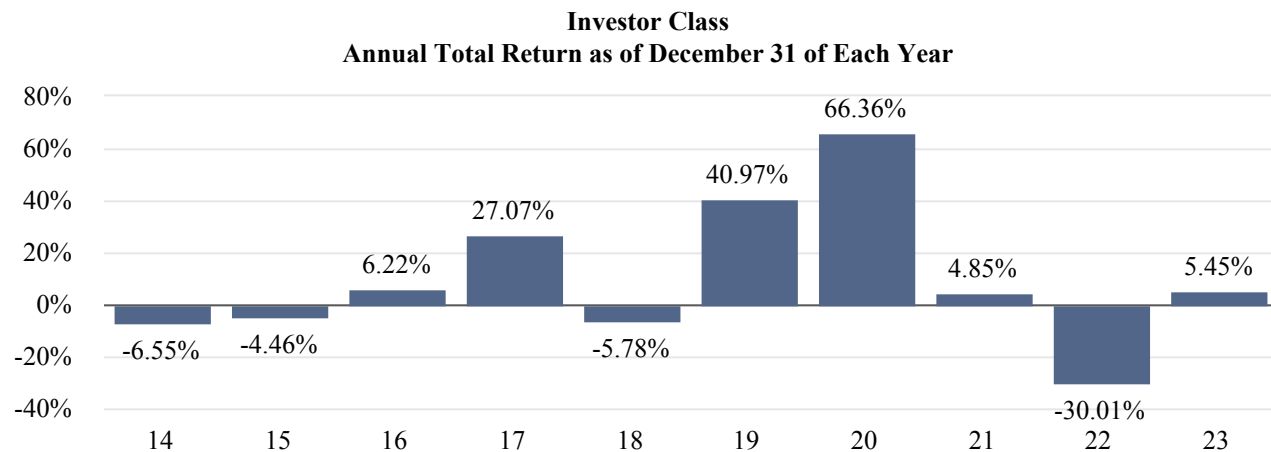
Foreign Risk – Investing in securities of foreign corporations involves additional risks relating to: political, social, religious and economic developments abroad; market instability; fluctuations in foreign exchange rates; different regulatory requirements, market practices, accounting standards and practices; and less publicly available information about foreign issuers. Additionally, these investments may be subject to foreign withholding taxes, may be less liquid, carry higher brokerage commissions and other fees, and procedures and regulations governing transactions and custody in foreign markets also may involve delays in payment, delivery or recovery of money or investments. Investments in common stocks of U.S. companies with international operations, and the purchase of sponsored or unsponsored ADRs carry similar risks.

American Depositary Receipts. Unsponsored ADRs held by the Fund are frequently under no obligation to distribute shareholder communications received from the underlying issuer. For this and other reasons, there is less information available about unsponsored ADRs than sponsored ADRs. Unsponsored ADRs are also not obligated to pass through voting rights to the Fund. Investing in foreign companies, even indirectly through ADRs, may involve the same inherent risks as investing in securities of foreign issuers, as described above.

Cybersecurity Risk – With the increased use of technologies such as the Internet to conduct business, the Fund is susceptible to operational, information security, and related risks. Cyber incidents affecting the Fund or its service providers may cause disruptions and impact business operations, potentially resulting in financial losses, interference with the Fund’s ability to calculate its NAV, impediments to trading, the inability of shareholders to transact business, violations of applicable privacy and other laws, regulatory fines, penalties, reputational damage, reimbursement or other compensation costs, or additional compliance costs.

PERFORMANCE

The performance information provides some indication of the risks of investing in the Small Cap Growth Fund by showing changes in the Fund’s performance from year to year and by showing how the Fund’s average annual returns for one, five and ten years compare with those of a broad measure of market performance and the returns of an additional index. The Fund’s past performance information, before and after taxes, is not necessarily an indication of how the Fund will perform in the future. Updated performance information is available on the Fund’s website at <http://www.buffalofunds.com/performance.html>, or by calling the Fund toll-free at 1-800-49-BUFFALO (1-800-492-8332).



Calendar Year-to-Date Return – Investor Class (through June 30, 2024) = -0.71%

Best and Worst Quarterly Performance (during periods shown above):

Best Quarter: June 30, 2020 = 43.88%
Worst Quarter: December 31, 2018 = -24.60%

Average Annual Total Returns for the periods ended December 31, 2023

	1 Year	5 Years	10 Years
Investor Class			
Return Before Taxes	5.45%	12.66%	7.50%
Return After Taxes on Distributions	5.45%	10.74%	3.50%
Return After Taxes on Distributions and Sale of Fund Shares	3.23%	9.93%	4.73%
Institutional Class			
Return Before Taxes	5.57%	12.82%	7.65%
Russell 3000[®] Index* (reflects no deduction for fees, expenses or taxes)	25.96%	15.16%	11.48%
Russell 2000[®] Growth Index (reflects no deduction for fees, expenses or taxes)	18.66%	9.22%	7.16%

* The Russell 3000[®] Index has replaced the Russell 2000[®] Growth Index as the Fund’s primary benchmark. The change of primary benchmark was the result of SEC rule amendments that require funds to show their performance against an “appropriate broad-based securities market index” that reflects the overall applicable market in which a fund invests. The Adviser believes the secondary benchmark is a more appropriate performance comparison given the Fund’s holdings.

After-tax returns are shown for Investor Class shares only and will vary for Institutional Class shares. After-tax returns are calculated using the highest historical individual federal marginal income tax rates and do not reflect the impact of state or local taxes. Actual after-tax returns depend on each investor’s individual tax situation and may differ from those shown in the table. The after-tax returns shown are not relevant to investors who own the Small Cap Growth Fund in a tax-deferred or other tax-advantaged arrangement, such as an individual retirement account (“IRA”) or a 401(k) plan. In certain cases, the figure representing “Return After Taxes on Distributions and Sale of Fund Shares” may be higher than the other return figures for the same period, since a higher after-tax return results when a capital loss occurs upon redemption and provides an assumed tax deduction that benefits the investor.

MANAGEMENT

Investment Adviser. Kornitzer Capital Management, Inc. is the Small Cap Growth Fund’s investment adviser.

Co-Portfolio Managers. The Small Cap Growth Fund is co-managed by a team of Portfolio Managers as follows:

<u>Portfolio Manager</u>	<u>Years of Service as Portfolio Manager</u>	<u>Current Title</u>
Robert Male	26	Portfolio Manager
Craig Richard	1	Portfolio Manager

For important information about the purchase and sale of Fund shares, tax information and financial intermediary compensation, please turn to “Purchase and Sale of Fund Shares, Taxes and Financial Intermediary Compensation” on page 51.

Purchase and Sale of Fund Shares, Taxes and Financial Intermediary Compensation

PURCHASE AND SALE OF FUND SHARES

Investors may purchase or redeem Fund shares on any day the New York Stock Exchange (“NYSE”) is open for trading by written request (Buffalo Funds, c/o U.S. Bank Global Fund Services, P.O. Box 701, Milwaukee, Wisconsin 53201-0701), wire transfer, telephone at 1-800-49-BUFFALO or (800) 492-8332, or through a financial intermediary. Subsequent purchases and redemptions may be made by visiting the Funds’ website at www.buffalofunds.com. The minimum initial and subsequent investment amounts are shown below.

	Minimum Investment Amount		
	Initial		Subsequent
	Investor Class	Institutional Class	All Classes
Regular Accounts (unless opened via an exchange)	\$2,500	\$250,000	\$100
Exchange from another Buffalo Fund*	\$1,000	\$1,000	\$100
Automatic Investment Plan	\$100	\$250,000	\$100
IRA and Uniform Transfers/Gifts to Minors Accounts	\$250	\$250,000	\$100
SEPs, Coverdell ESAs, and SAR-SEPs	\$250	\$250,000	\$100

* in the same class of shares

TAX INFORMATION

Fund distributions are generally taxable, and will be taxed to shareholders as ordinary income or long-term capital gains, unless you are investing through a tax-deferred or other tax-advantaged arrangement, such as a 401(k) plan or IRA, in which case you may be taxed upon withdrawal of money from such arrangements.

PAYMENTS TO BROKER-DEALERS AND OTHER FINANCIAL INTERMEDIARIES

If you purchase Fund shares through a broker-dealer or other financial intermediary (such as a bank), the Adviser may pay the intermediary for the sale of Fund shares and related services. These payments may create conflicts of interest by influencing the broker-dealer or other intermediary and your salesperson to recommend the Funds over another investment. Ask your adviser or visit your financial intermediary’s website for more information.

Principal Investment Strategies, Related Risks, and Disclosure of Portfolio Holdings

INVESTMENT OBJECTIVES

Buffalo Blue Chip Growth Fund, Buffalo Early Stage Growth Fund, Buffalo Growth Fund, Buffalo International Fund, Buffalo Mid Cap Discovery Fund, Buffalo Mid Cap Growth Fund and Buffalo Small Cap Growth Fund - the investment objective of each Fund is long-term growth of capital.

Buffalo Flexible Allocation Fund - the investment objective of the Flexible Allocation Fund is the generation of high current income and, as a secondary objective, long-term growth of capital.

Buffalo Growth & Income Fund and Buffalo High Yield Fund - the investment objective of each Fund is current income, with long-term growth of capital as a secondary objective.

The Funds' investment objectives may be changed with the approval of the Board of Trustees, but a shareholder vote is not required. However, each Fund that has a strategy of normally investing at least 80% of its net assets according to a particular strategy will not change that strategy without first providing shareholders with at least 60 days' prior notice. The term "net assets" above includes any borrowings for investment purposes consistent with Securities and Exchange Commission ("SEC") requirements, although the Funds do not intend to borrow for investment purposes.

PRINCIPAL INVESTMENT STRATEGIES

Buffalo Blue Chip Growth Fund. The Blue Chip Growth Fund invests at least 80% of its net assets, plus any borrowings for investment purposes, in equity securities, consisting of common stocks, preferred stocks, convertible securities, warrants, and rights of "blue chip growth companies." KCM defines blue chip companies as companies that, at the time of purchase, are nationally recognized, well established in their industries, financially sound and usually have higher market capitalizations. KCM defines growth companies as companies that, at the time of purchase, are constituents of the Russell 3000[®] Growth Index or exhibit growth characteristics (generates positive cash flows or earnings that increase at faster rates than the overall economy) consistent with inclusion of companies in the Russell 3000[®] Growth Index. Companies included in the Fund's investment universe must satisfy both prongs of KCM's definition of blue chip growth company. In addition to the Fund's investments in domestic securities, the Fund may also invest up to 20% of its net assets in sponsored or unsponsored ADRs and securities of foreign companies that are traded on U.S. stock exchanges.

Companies are screened using in-depth, in-house research to identify those which the Adviser believes have favorable attributes, including attractive valuation, strong management, conservative debt, free cash flow, scalable business models, and competitive advantages. The Fund may invest in companies in any sector. Currently, the Fund has significant investments in the information technology sector. The Adviser may sell the Fund's investments to secure gains, limit losses, or reinvest in more promising investment opportunities.

Buffalo Early Stage Growth Fund. The Early Stage Growth Fund invests at least 80% of its net assets, plus any borrowings for investment purposes, in equity securities, consisting of common stocks, preferred stocks, convertible securities, warrants, and rights of "early stage growth companies." KCM defines early stage companies as companies, at the time of purchase, with market capitalizations below the weighted average of the Russell 2000[®] Growth Index and are starting to develop a new product or service or have recently developed a new product or service. As of June 30, 2024, the weighted average market capitalization of the Russell 2000[®] Growth Index was \$3.7 billion. KCM defines growth companies as companies that, at the time of purchase, are constituents of the Russell 3000[®] Growth Index or exhibit growth characteristics (generates positive cash flows or earnings that increase at faster rates than the overall economy) consistent with inclusion of companies in the Russell 3000[®] Growth Index. Companies included in the Fund's investment universe must satisfy both prongs of KCM's definition of an early stage growth company. In addition to the Fund's investments in domestic securities, the Fund may also invest up to 20% of its net assets in sponsored or unsponsored ADRs and securities of foreign companies that are traded on U.S. stock exchanges.

Companies are screened using in-depth, in-house research to identify those which the Adviser believes have favorable attributes, including attractive valuation, strong management, conservative debt, free cash flow, scalable business

models, and competitive advantages. The Fund may invest in companies in any sector. Currently, the Fund has significant investments in the industrials sector. The Adviser may sell the Fund's investments to secure gains, limit losses, or reinvest in more promising investment opportunities.

Buffalo Flexible Allocation Fund. The Flexible Allocation Fund may invest in both equity and debt securities. The allocation of assets invested in each type of security is designed to primarily achieve high current income, with a secondary objective of long-term capital appreciation. The Fund expects to change its allocation mix over time based on KCM's view of economic conditions and underlying security values. The Fund retains the right to invest up to 100% of its net assets in equity securities or up to 100% of its net assets in debt securities. Equity securities may include common stocks, preferred stocks, convertible securities, rights, and warrants. Debt securities may include government notes and bonds; mortgage and asset backed securities; bank debt; convertible securities; fixed and floating rate corporate debt securities, both rated and unrated; and higher-yielding, higher-risk debt securities rated below investment grade by the major rating agencies (or in similar unrated securities), commonly known as "junk bonds." In addition to the Fund's investments in domestic securities, the Fund may also invest up to 20% of its net assets in sponsored or unsponsored ADRs and securities of foreign companies that are traded on U.S. stock exchanges.

Companies are screened using in-depth, in-house research to identify those which the Adviser believes have favorable attributes, including attractive valuation, strong management, conservative debt, free cash flow, scalable business models, and competitive advantages. The Fund may invest in companies in any sector. Currently, the Fund has significant investments in the energy sector. The Adviser may sell the Fund's investments to secure gains, limit losses, or reinvest in more promising investment opportunities.

Buffalo Growth Fund. The Growth Fund invests at least 80% of its net assets, plus any borrowings for investment purposes, in equity securities, consisting of common stocks, preferred stocks, convertible securities, warrants, and rights of "growth companies." KCM defines growth companies as companies that, at the time of purchase, are constituents of the Russell 3000[®] Growth Index or exhibit growth characteristics (generates positive cash flows or earnings that increase at faster rates than the overall economy) consistent with inclusion of companies in the Russell 3000[®] Growth Index. In addition to the Fund's investments in domestic securities, the Fund may also invest up to 20% of its net assets in sponsored or unsponsored ADRs and securities of foreign companies that are traded on U.S. stock exchanges.

Companies are screened using in-depth, in-house research to identify those which the Adviser believes have favorable attributes, including attractive valuation, strong management, conservative debt, free cash flow, scalable business models, and competitive advantages. The Fund may invest in companies in any sector. Currently, the Fund has significant investments in the information technology sector. The Adviser may sell the Fund's investments to secure gains, limit losses, or reinvest in more promising investment opportunities.

Buffalo Growth & Income Fund. The Growth & Income Fund invests at least 80% of its net assets, plus any borrowings for investment purposes, in a mix of growth equity securities and income producing securities, with no minimum or maximum investment requirements specified for either category. KCM defines growth equity securities as common stocks, preferred stocks, convertible securities, warrants, and rights of companies that, at the time of purchase, are constituents of the Russell 3000[®] Growth Index or exhibit growth characteristics (generates positive cash flows or earnings that increase at faster rates than the overall economy) consistent with inclusion of companies in the Russell 3000[®] Growth Index. KCM defines income producing securities as securities that pay interest or a dividend at least annually, such as convertible securities and dividend-paying equity securities (*i.e.*, securities of companies that have historically paid dividends and have strong dividend policies). In addition to investments in domestic securities, the Fund may invest up to 20% of its net assets in sponsored or unsponsored ADRs and securities of foreign companies that are traded on U.S. stock exchanges.

Companies are screened using in-depth, in-house research to identify those which the Adviser believes have favorable attributes, including attractive valuation, strong management, conservative debt, free cash flow, scalable business models, and competitive advantages. The Fund may invest in companies in any sector. The Adviser may sell the Fund's investments to secure gains, limit losses, or reinvest in more promising investment opportunities.

Buffalo High Yield Fund. The High Yield Fund invests at least 80% of its net assets, plus any borrowings for investment purposes, in higher-yielding, higher-risk debt securities rated below investment grade by the major rating agencies (or in similar unrated securities), commonly known as "junk bonds." Debt securities may include fixed and

floating rate bonds, bank debt, and convertible debt securities. With respect to the remaining 20% of the Fund's net assets, the Fund may invest in securities such as investment grade debt securities, U.S. Treasury Securities (typically with maturities of 60 days or less), money market funds, and equity investments, including dividend paying stocks, convertible stocks, and preferred stocks. The Fund may invest up to 20% of its net assets in sponsored or unsponsored ADRs and securities of foreign companies that are traded on U.S. stock exchanges and U.S. over-the-counter markets.

The Fund maintains a flexible investment policy which allows it to invest in debt securities with varying maturities. The lowest rated debt security that the Fund will hold is D quality (defaulted securities). Although the Fund will not purchase D quality debt securities, the Fund may continue to hold these securities and will sell them at the discretion of KCM. The Fund has no limitation on principal, interest, or reset terms on debt securities held in the Fund.

The Adviser performs extensive fundamental investment research to identify investment opportunities for the Fund. When evaluating investments and the credit quality of rated and unrated securities, the Adviser looks at a number of past, present, and estimated future factors, including: (1) financial strength of the issuer; (2) cash flow; (3) management; (4) borrowing requirements; (5) sensitivity to changes in interest rates and business conditions; and (6) relative value. The Fund may invest in companies in any sector. The Adviser may sell the Fund's investments to secure gains, limit losses, or reinvest in more promising investment opportunities.

Buffalo International Fund. The International Fund primarily invests in equity securities, consisting of common stocks, preferred stocks, convertible securities, warrants, rights, and depositary receipts of established companies that are economically tied to various countries throughout the world (excluding the U.S.). The Fund may invest directly or indirectly in foreign securities or foreign currencies of both developed and developing countries. For purposes of the Fund's investments, "foreign securities" means those securities issued by companies:

- that are organized under the laws of, or with a principal office in, a country other than the U.S. and issue securities for which the principal trading market is in a country other than the U.S.; or
- that derive at least 50% of their revenues or profits from goods produced or sold, investments made, or services provided in a country other than the U.S., or have at least 50% of their assets in a country other than the U.S.

Under normal circumstances, the Fund does not expect its investments in emerging markets to exceed 35% of its net assets. The Fund's investments in DRs may include sponsored or unsponsored ADRs, EDRs, or GDRs.

Companies are screened using in-depth, in-house research to identify those which KCM believes have favorable attributes, including attractive valuation, strong management, conservative debt, free cash flow, scalable business models, and competitive advantages. In making portfolio selections for the Fund, the Adviser will also consider the economic, political, and market conditions of the various countries in which the Fund may invest. The Fund may invest in companies in any sector. The Fund may have significant investments in the information technology sector. The Adviser may sell the International Fund's investments to secure gains, limit losses, or reinvest in more promising investment opportunities.

Buffalo Mid Cap Discovery Fund. The Mid Cap Discovery Fund invests at least 80% of its net assets, plus any borrowings for investment purposes, in equity securities, consisting of common stocks, preferred stocks, convertible securities, warrants, and rights of "mid-cap discovery companies." KCM defines mid-cap discovery companies as companies, at the time of purchase, with market capitalizations within the range of the Russell Midcap[®] Growth Index, and are companies engaged in the pursuit and practical application of knowledge to discover, develop, and commercialize products, services, or intellectual property. As of June 30, 2024, the range of market capitalizations of the Russell Midcap[®] Growth Index was \$658 million to \$61.6 billion. In addition to the Fund's investments in domestic securities, the Fund may invest up to 20% of its net assets in sponsored or unsponsored ADRs and securities of foreign companies that are traded on U.S. stock exchanges.

Companies are screened using in-depth, in-house research to identify those which the Adviser believes have favorable attributes, including attractive valuation, strong management, conservative debt, free cash flow, scalable business models, and competitive advantages. The Fund may invest in companies in any sector. Currently, the Fund has significant investments in the information technology sector. The Fund may have significant investments in the healthcare sector. The Adviser may sell the Fund's investments to secure gains, limit losses, or reinvest in more promising investment opportunities.

Buffalo Mid Cap Growth Fund. The Mid Cap Growth Fund invests at least 80% of its net assets, plus any borrowings for investment purposes, in equity securities, consisting of common stocks, preferred stocks, convertible securities, warrants, and rights of “mid-cap growth companies.” KCM defines mid-cap companies as companies, at the time of purchase, with market capitalizations within the range of the Russell Midcap[®] Growth Index. As of June 30, 2024, the range of market capitalizations of the Russell Midcap[®] Growth Index was \$658 million to \$61.6 billion. KCM defines growth companies as companies that, at the time of purchase, are constituents of the Russell 3000[®] Growth Index or exhibit growth characteristics (generates positive cash flows or earnings that increase at faster rates than the overall economy) consistent with inclusion of companies in the Russell 3000[®] Growth Index. Companies included in the Fund’s investment universe must satisfy both prongs of KCM’s definition of mid-cap growth company. In addition to the Fund’s investments in domestic securities, the Fund may also invest up to 20% of its net assets in sponsored or unsponsored ADRs and securities of foreign companies that are traded on U.S. stock exchanges.

Companies are screened using in-depth, in-house research to identify those which the Adviser believes have favorable attributes, including attractive valuation, strong management, conservative debt, free cash flow, scalable business models, and competitive advantages. The Fund may invest in companies in any sector. Currently, the Fund has significant investments in the information technology sector. The Fund may have significant investments in the industrials sector. The Adviser may sell the Fund’s investments to secure gains, limit losses, or reinvest in more promising investment opportunities.

Buffalo Small Cap Growth Fund. The Small Cap Growth Fund invests at least 80% of its net assets, plus any borrowings for investment purposes, in equity securities, consisting of common stocks, preferred stocks, convertible securities, warrants, and rights of “small-cap growth companies.” KCM defines small-cap companies as companies, at the time of purchase, with market capitalizations within the range of the Russell 2000[®] Growth Index. As of June 30, 2024, the range of market capitalizations of the Russell 2000[®] Growth Index was \$17 million to \$10.3 billion. KCM defines growth companies as companies that, at the time of purchase, are constituents of the Russell 3000[®] Growth Index or exhibit growth characteristics (generates positive cash flows or earnings that increase at faster rates than the overall economy) consistent with inclusion of companies in the Russell 3000[®] Growth Index. Companies included in the Fund’s investment universe must satisfy both prongs of KCM’s definition of small-cap growth company. In addition to the Fund’s investments in domestic securities, the Fund may invest up to 20% of its net assets in sponsored or unsponsored ADRs and securities of foreign companies that are traded on U.S. stock exchanges.

Companies are screened using in-depth, in-house research to identify those which the Adviser believes have favorable attributes, including attractive valuation, strong management, conservative debt, free cash flow, scalable business models, and competitive advantages. The Fund may invest in companies in any sector. The Fund may have significant investments in the healthcare, industrials and information technology sectors. The Adviser may sell the Fund’s investments to secure gains, limit losses, or reinvest in more promising investment opportunities.

GENERAL INVESTMENT POLICIES

Investment Style and Portfolio Turnover - The Adviser normally does not engage in active or frequent trading of the Funds’ investments. Instead, to reduce turnover of the Funds’ portfolio holdings, the Adviser’s general strategy is to purchase securities of companies that the Adviser believes to have favorable long-term fundamentals. This helps reduce the impact of trading costs and tax consequences associated with high portfolio turnover, such as increased brokerage commissions and a greater amount of distributions of capital gains, including short-term capital gains taxable to shareholders at ordinary income rates. High portfolio turnover may adversely affect a Fund’s performance. The Adviser may sell the Funds’ investments for a variety of reasons, such as to secure gains, limit losses or reinvest in more promising investment opportunities.

Temporary Investments - The Funds intend to hold some portion of its assets in cash or high quality, short-term debt obligations and money market instruments for reserves to cover redemptions and unanticipated expenses. There may be times when a Fund may respond to market, economic or political considerations by investing up to 100% of its assets in high quality, short-term debt securities. During those times, a Fund may not achieve its investment objective and, instead, will focus on preserving your investment. To the extent a Fund uses a money market fund for its cash position, there will be some duplication of expenses because the Fund would bear its pro rata portion of such money market fund’s advisory fees and operational expenses.

ADDITIONAL PRINCIPAL RISK INFORMATION

The Buffalo Funds cannot guarantee that they will achieve their investment objectives. As with any mutual fund, the value of a Fund's investments may fluctuate. If the value of a Fund's investments decreases, the value of the Fund's shares will also decrease, and you may lose money. This section is intended to describe in greater detail the risks associated with investing in each of the Funds, and the risk factors primarily applicable to each Fund are as follows:

Risk Factors	Blue Chip Growth Fund	Stage Growth Fund	Flexible Allocation Fund	Growth Fund	Growth & Income Fund	High Yield Fund	International Fund	Mid Cap Discovery Fund	Mid Cap Growth Fund	Small Cap Growth Fund
Market Risk; Recent Market Events	X	X	X	X	X	X	X	X	X	X
Management	X	X	X	X	X	X	X	X	X	X
Equity Market	X	X	X	X	X		X	X	X	X
Sector	X	X	X	X			X	X	X	X
Energy Sector			X							
Healthcare Sector								X		X
Industrials Sector		X							X	X
IT Sector	X			X			X	X	X	X
Non-Diversification	X			X						
Growth-Style Investing	X	X		X	X		X	X	X	X
Dividend Strategy					X					
Large-Cap Company	X		X	X	X		X	X	X	
Mid-Cap Company	X	X	X	X	X		X	X	X	X
Small-Cap Company		X		X	X			X	X	X
Micro-Cap Company		X								X
Debt Securities			X			X				
Money Market Funds	X	X	X	X	X	X	X	X	X	X
Foreign	X	X	X	X	X	X	X	X	X	X
Emerging Markets							X			
Currency							X			
Cybersecurity	X	X	X	X	X	X	X	X	X	X

Market Risk; Recent Market Events. U.S. and international markets have experienced and may continue to experience significant periods of volatility in recent months and years due to a number of economic, political and global macro factors; including uncertainty regarding inflation and central banks' interest rate increases, the possibility of a national or global recession, trade tensions, political events, the war between Russia and Ukraine, significant conflict between Israel and Hamas in the Middle East, and the impact of the coronavirus (COVID-19) global pandemic. The war between Ukraine and Russia has passed its second anniversary and the October 2023 attack by Hamas and Israel's response has added to global tensions. U.S. and China relations remain strained, impacted by sluggish Chinese economic growth and numerous issues affecting trade relations. Domestically, inflation remains an area of focus since getting to the U.S. Federal Reserve Board's 2% target may prove to be more challenging than the market expects. 2024 is also an election year and the current level of political discord is high. Finally, while COVID-19 appears to have entered an endemic stage, significant outbreaks present a continued risk to the global economy. These and other events may cause market disruptions and could have an adverse effect on the value of the Funds' investments. The Funds cannot guarantee that they will achieve their respective investment objectives.

Management Risk. The Funds' success depends largely on the Adviser's ability to select favorable investments. Different types of investments shift in and out of favor depending on market and economic conditions. For example, at various times equity securities will be more or less favorable than debt securities and small company stocks will be more or less favorable than large company stocks. Because of this, the Funds will perform better or worse than other types of funds depending on what is in "favor." In addition, there is the risk that the strategies, research or analysis techniques used by the Adviser and/or the Adviser's security selection may fail to produce the intended result.

Equity Market Risk. The risks that could affect the value of a Fund's shares and the total return on your investment include the possibility that the equity securities held by a Fund will experience sudden, unpredictable drops in value or long periods of decline in value. Equity securities may also lose value because of factors affecting an entire industry or sector, such as increases in production costs, or factors directly related to a specific company, such as decisions made by its management.

Common Stocks. Common stocks are susceptible to general stock market fluctuations and to volatile increases and decreases in value as market confidence in and perceptions of their issuers change. These investor perceptions are based on various and unpredictable factors including: expectations regarding government, economic, monetary and fiscal policies; inflation and interest rates; economic expansion or contraction; and global or regional political, economic and banking crises. If you held common stock of any given issuer, you would generally be exposed to greater risk than if you held preferred stocks and debt obligations of the issuer because holders of common stock generally have inferior rights to receive payments from issuers in comparison with the rights of the holders of other securities, bondholders and other creditors of such issuers.

Preferred Stocks. A preferred stock is a blend of the characteristics of a bond and common stock. It can offer the higher yield of a bond and has priority over common stock in equity ownership, but does not have the seniority of a bond and, unlike common stock, its participation in the issuer's growth may be limited. Preferred stock has preference over common stock in the receipt of dividends and in any residual assets after payment to creditors should the issuer be dissolved. Although the dividend on a preferred stock may be set at a fixed annual rate, in some circumstances it can be changed or omitted by the issuer. Because preferred stocks represent an equity ownership interest in an issuer, their value will usually react more strongly than bonds and other debt instruments to actual or perceived changes in an issuer's financial condition or prospects or to fluctuations in the equity markets.

Convertible Securities. A convertible security is a fixed-income security (a debt instrument or a preferred stock) which may be converted at a stated price within a specified period of time into a certain quantity of the common stock of the same or a different issuer. The market value of a convertible security will perform the same as a regular fixed income security; that is, if market interest rates rise, the value of the convertible security falls. Convertible securities are senior to common stock in an issuer's capital structure, but are subordinated to any senior debt securities. As a result, in the event of a liquidation of the issuing company, holders of convertible securities generally would be paid after the company's creditors but before the company's common shareholders. Consequently, an issuer's convertible securities generally may be viewed as having more risk than its debt securities but less risk than its common stock. If a convertible security held by a Fund is called for redemption, the

Fund will be required to surrender the security for redemption, and convert it into the issuing company's common stock or cash at a time that may be unfavorable to the Fund.

Warrants. The Funds may invest a portion of their assets in warrants. A warrant gives the holder a right to purchase at any time during a specified period a predetermined number of shares of common stock at a fixed price. Unlike convertible securities or preferred stock, warrants do not pay a fixed coupon or dividend. Investments in warrants involve certain risks, including the possible lack of a liquid market for resale of the warrants, potential price fluctuations as a result of speculation or other factors, and failure of the price of the underlying security to reach or have reasonable prospects of reaching a level at which the warrant can be prudently exercised (in which event the warrant may expire without being exercised, resulting in a loss of a Fund's entire investment therein).

Rights. Rights are usually granted to existing shareholders of a corporation to subscribe to shares of a new issue of common stock before it is issued to the public. The right entitles its holder to buy common stock at a specified price. Rights have similar features to warrants, except that the life of a right is typically much shorter, usually a few weeks. The purchase of rights involves the risk that a Fund could lose the purchase value of a right if the right is not exercised prior to its expiration. Also, the purchase of rights involves the risk that the effective price paid for the right added to the subscription price of the related security may exceed the value of the subscribed security's market price such as when there is no movement in the level of the underlying security.

Sector Risk. Companies with similar characteristics, such as those within the same industry, may be grouped together in broad categories called sectors. A Fund's performance may be more susceptible to any economic, business, or other developments that generally affect that sector.

Energy Sector Risk. The energy sector includes companies operating in the exploration and production, refining and marketing, and storage and transportation of oil and gas and coal and consumable fuels. It also includes companies that offer oil and gas equipment and related services. The Fund may be subject to the risk that the securities of such issuers will underperform the market as a whole due to legislative or regulatory changes, adverse market conditions and/or increased competition affecting the energy sector. The performance of companies operating in the energy sector is closely tied to the price and supply of energy fuels and international political events.

Healthcare Sector Risk. The Funds will be sensitive to changes in, and its performance will depend to a greater extent on, the overall condition of the healthcare sector. Companies in the healthcare sector are subject to extensive government regulation and their profitability can be significantly affected by regulatory changes. Other risk factors include rising costs of medical products and services, pricing pressure and limited product lines, loss or impairment of intellectual property rights and litigation regarding product or service liability.

Industrials Sector Risk. The industrials sector includes companies engaged in the manufacture and distribution of capital goods, such as those used in defense, construction and engineering, companies that manufacture and distribute electrical equipment and industrial machinery and those that provide commercial and transportation services and supplies. Companies in the industrials sector may be adversely affected by changes in government regulation, world events and economic conditions. In addition, companies in the industrials sector may be adversely affected by environmental damages, product liability claims and exchange rates. The success of these companies is affected by supply and demand both for their specific product or service and for industrials sector products in general. The products of manufacturing companies may face product obsolescence due to rapid technological developments and frequent new product introduction. In addition, the industrials sector may also be adversely affected by changes or trends in commodity prices that may be unpredictable.

Information Technology Sector Risk. Information technology companies often face unusually high price volatility, both in terms of gains and losses. The potential for wide variations in performance is based on special risks common to information technology companies. Information technology companies may have limited product lines, markets or financial resources. Information technology companies are affected by worldwide technological developments and their products and services may quickly become outdated. Given these risks, an investment in a Fund may be more suitable for long-term investors who are willing to withstand the potential for volatility.

Non-Diversification Risk. When a Fund is "non-diversified," it may invest a greater percentage of its assets in the securities of a single issuer or a lesser number of issuers than if it was a diversified fund. As a result, a decline in the

value of an investment in a single issuer or a small number of issuers could cause a Fund's overall value to decline to a greater degree than if a Fund held a more diversified portfolio. This may increase a Fund's volatility and cause the performance of a relatively smaller number of issuers to have a greater impact on a Fund's performance.

Growth-Style Investing Risks. Different types of stocks tend to shift into and out of favor with stock market investors depending on market and economic conditions. Because these Funds focus on growth-style stocks, the Funds' performance may at times be better or worse than the performance of funds that focus on other types of stocks or that have a different investment style. Growth stocks are often characterized by high price-to-earnings ratios and as a result, may be more volatile than stocks with lower price-to-earnings ratios.

Dividend Strategy Risk. Strategies focusing on dividend-paying stocks may fall out of investor favor, which may negatively affect the performance of stocks that pay dividends regardless of whether the underlying companies' business fortunes have changed. The Adviser may incorrectly judge whether a company will be able to continue paying dividends or the amount of such dividends, which may cause losses for the Fund.

Large-Cap Company Risk. Larger, more established companies may be unable to respond quickly to new competitive challenges such as changes in consumer tastes or innovative smaller competitors. Also, large-cap companies are sometimes unable to attain the high growth rates of successful, smaller companies, especially during extended periods of economic expansion.

Mid-Cap Company Risk. Generally, mid-cap companies may have more potential for growth than large-cap companies. Investing in mid-cap companies, however, may involve greater risk than investing in large-cap companies, and these risks are passed on to the Funds. Mid-cap companies may not have the management experience, financial resources, product diversification and competitive strengths of large-cap companies and, therefore, their securities may be more volatile than the securities of larger, more established companies. In addition, mid-cap companies may be particularly affected by interest rate increases, as they may find it more difficult to borrow money to continue or expand operations or may have difficulty in repaying any loans. Mid-cap company stocks may also be bought and sold less often and in smaller amounts than larger company stocks, making them less liquid than other securities. Because of this, if a Fund wants to sell a large quantity of a mid-cap company's stock, it may have to sell at a lower price than the Adviser might prefer, or it may have to sell in smaller than desired quantities over a period of time.

Small-Cap Company Risk. Generally, small-cap and less seasoned companies have more potential for rapid growth. They also often involve greater risk than large- or mid-cap companies, and these risks are passed on to the Funds. Small-cap companies may not have the management experience, financial resources, product diversification and competitive strengths of large- or mid-cap companies and, therefore, their securities tend to be more volatile than the securities of larger, more established companies. In addition, small-cap companies may be particularly affected by interest rate increases, as they may find it more difficult to borrow money to continue or expand operations or may have difficulty in repaying any loans. Small-cap company stocks tend to be bought and sold less often and in smaller amounts than larger company stocks, making them less liquid than other securities. Because of this, if a Fund wants to sell a large quantity of a small-cap company's stock, it may have to sell at a lower price than the Adviser might prefer, or it may have to sell in smaller than desired quantities over a period of time. Given these risks, an investment in a Fund that invests in small-cap companies may be more suitable for long-term investors.

Micro-Cap Company Risk. Investing in micro-cap companies may involve greater risk than investing in companies with larger capitalization due to less management experience, fewer financial resources, less product diversification and fewer competitive strengths. Therefore, such securities may be more volatile and less liquid than companies with larger capitalization. In addition, micro-cap companies may be particularly affected by interest rate increases, as they may find it more difficult to borrow money to continue or expand operations, or may have difficulty in repaying any loans. The trading volume of securities of smaller capitalization companies is normally less than that of larger capitalization companies, and therefore may disproportionately affect their market price, tending to make them fall more in response to selling pressure than is the case with larger capitalization companies. These risks are enhanced for micro-cap securities. Many micro-cap companies tend to be new and have no proven track record. Some of these companies have no assets or operations, while others have products and services that are still in development or have yet to be tested in the market. As any size of trade can have a large percentage impact on the price of a micro-cap stock, the Fund will be more susceptible to sudden and significant losses. In addition, micro-cap company stocks will also be bought and sold less often than other stocks, making them less liquid than other securities. Because of this, if the Fund wants to sell a large quantity of a micro-cap company's stock, it may have to sell at a lower price than the Adviser might prefer, or it may have to sell in smaller than desired quantities over a period of time. Given these risks, an

investment in the Fund may be more suitable for long-term investors who are willing to bear the risk of these fluctuations.

Debt Securities Risk. Debt securities are subject to some or all of the following risks, depending upon the type of debt instrument in which the Fund invests: high risk debt securities risk, interest rate risk, call risk, prepayment and extension risk, credit risk and liquidity risk, which are more fully described below:

High Risk Debt Securities Risk. Below investment grade debt securities, or “junk bonds,” are debt securities rated below investment grade by a nationally recognized statistical rating organization. High risk debt securities are those rated below BBB by S&P or Baa by Moody’s. Although junk bonds generally pay higher rates of interest than higher-rated securities, they are subject to a greater risk of loss of income and principal. Junk bonds are subject to greater credit risk than higher-grade securities and have a higher risk of default. Companies issuing high-yield junk bonds are more likely to experience financial difficulties that may lead to a weakened capacity to make principal and interest payments than issuers of higher grade securities. Issuers of junk bonds are often highly leveraged and are more vulnerable to changes in the economy, such as a recession or rising interest rates, which may affect their ability to meet their interest or principal payment obligations.

Interest Rate Risk. An increase in interest rates may cause the value of fixed-income securities held by a Fund to decline. A Fund may be subject to a greater risk of rising interest rates due to the current period of historically low rates and the effect of potential government fiscal policy initiatives and resulting market reaction to those initiatives.

Call Risk. During periods of declining interest rates, a bond issuer may “call”-or repay- its high yielding bonds before their maturity dates. The Fund would then be forced to invest the unanticipated proceeds at lower interest rates, resulting in a decline in the Fund’s income.

Prepayment and Extension Risk. Many types of debt securities are subject to prepayment risk. Prepayment occurs when the issuer of a debt security can repay principal prior to the security’s maturity. Debt securities subject to prepayment can offer less potential for gains during a declining interest rate environment and similar or greater potential for loss in a rising interest rate environment. In addition, the potential impact of prepayment features on the price of a debt security can be difficult to predict and result in greater volatility. On the other hand, rising interest rates could cause prepayments of the obligations to decrease, extending the life of debt securities with lower payment rates. This is known as extension risk and may increase the Fund’s sensitivity to rising rates and its potential for price declines.

Credit Risk. Debt securities are generally subject to the risk that the issuer may be unable to make principal and interest payments when they are due. There is also the risk that the securities could lose value because of a loss of confidence in the ability of the borrower to pay back debt. Lower rated debt securities involve greater credit risk, including the possibility of default or bankruptcy.

Liquidity Risk. Trading opportunities are more limited for fixed-income securities that have not received any credit ratings, have received ratings below investment grade or are not widely held. These features make it more difficult to sell or buy a security at a favorable price or time. Consequently, a Fund may have to accept a lower price to sell a security, sell other securities to raise cash or give up an investment opportunity, any of which could have a negative effect on a Fund’s performance. Infrequent trading of securities may also lead to an increase in their price volatility. Liquidity risk also refers to the possibility that a Fund may not be able to sell a security or close out an investment contract when it wants to. If this happens, a Fund will be required to hold the security or keep the position open, and the Fund could incur losses.

The Flexible Allocation, the High Yield Fund, and, to the extent that they purchase debt securities as non-principal investment strategies, the other Buffalo Funds, will be exposed to the benefits and risks of investing in debt securities. A debt security represents a loan of money by the purchaser of the security to the issuer. A debt security typically has a fixed payment schedule that obligates the issuer to pay interest to the lender and to return the lender’s money over a certain period of time. Companies typically make payments on their debt securities before they declare and pay dividends to holders of their equity securities. Bonds, notes, debentures and commercial paper are types of debt securities. Each of these differs in the length of the issuer’s payment schedule, with commercial paper having the

shortest payment schedule. Independent rating organizations rate debt securities based upon their assessment of the financial soundness of the issuer, and a lower rating usually indicates higher risk.

Consistent with their investment objectives, strategies and policies, the Buffalo Funds may purchase debt securities that, at the time of initial purchase, are rated CCC/CAA or higher by Moody's or S&P or that are unrated, if the Adviser determines that the debt security is of at least B rated comparable quality. Rated debt securities that are downgraded below CCC/CAA after being purchased and unrated debt securities that the Adviser believes have fallen below that level after being purchased will be sold at the Adviser's discretion. Each of the Buffalo Funds may also purchase short-term debt securities, as stated in the Cash Management section of the SAI, even though such an investment is not consistent with a Fund's objectives or its other strategies or policies.

Bank Loan Risk. Investments in secured and unsecured participations in bank loans that banks or other financial intermediaries make to borrowers and assignments of such loans may create substantial risk. In making investments in such loans, the Fund will depend primarily upon the creditworthiness of the borrower for payment of principal and interest. If the Fund does not receive scheduled interest or principal payments on such indebtedness, the Fund's share price could be adversely affected. The Fund may invest in loan participations that are rated by a nationally recognized statistical rating organization or are unrated, and may invest in loan participations of any credit quality, including loans to "distressed" companies with respect to which there is a substantial risk of losing the entire amount invested. In addition, certain bank loans in which the Fund may invest may be illiquid and, therefore, difficult to value and/or sell at a price that is beneficial to the Fund. In addition, bank loans often have contractual restrictions on resale that can delay the sale and adversely impact the sale price. The settlement period for transactions involving bank loans may be longer than seven days.

Money Market Funds Risk. An investment in a money market fund is not a bank deposit and is not insured or guaranteed by any bank, the Federal Deposit Insurance Corporation (FDIC) or any other government agency. Although money market funds seek to preserve the value of investments at \$1.00 per share, it is possible for the Funds to lose money if shares of money market funds in which they invest fall below \$1.00 per share.

Foreign Risk. The International Fund invests directly in securities of foreign issuers. Investing in foreign securities, including securities of foreign corporations, governments and government agencies or instrumentalities, generally involves more risks than investing in U.S. securities. These include risks relating to: political, social, religious and economic developments abroad; market instability; fluctuations in foreign exchange rates that may decrease the value of an investment; and differences between U.S. and foreign regulatory requirements and market practices. Securities that are denominated in foreign currencies are subject to the further risk that the value of the foreign currency will fall in relation to the U.S. dollar and/or will be affected by volatile currency markets or actions of U.S. and foreign governments or central banks. In addition, foreign investments may not be subject to the same uniform accounting, auditing, or financial reporting standards and practices applicable to domestic issuers, and there may be less publicly available information about foreign issuers. Certain foreign securities may also be less liquid (harder to sell) than many U.S. securities. This means that a Fund may, at times, have difficulty selling certain foreign securities at favorable prices. Additionally, brokerage commissions and other fees are generally higher for securities traded in foreign markets and procedures and regulations governing transactions and custody in foreign markets also may involve delays in payment, delivery or recovery of money or investments. Income earned on foreign securities may be subject to foreign withholding taxes. Financial markets have recently experienced increased volatility due to the uncertainty surrounding the economies of certain countries that may increase the risks of investing in securities of foreign issuers.

Each of the Buffalo Funds may gain international exposure through the purchase of sponsored or unsponsored ADRs and other U.S. dollar-denominated securities of foreign issuers traded in the U.S. ADRs are securities of foreign companies that are denominated in U.S. dollars. ADRs are subject to similar risks as other types of foreign investments. Unsponsored ADRs held by a Fund are frequently under no obligation to distribute shareholder communications received from the underlying issuer. For this and other reasons, there is less information available about unsponsored ADRs than sponsored ADRs. Unsponsored ADRs are also not obligated to pass through voting rights to a Fund. Investing in foreign companies, even indirectly through ADRs, may involve the same inherent foreign risk, as described above. These risks can increase the potential for losses in a Fund.

Emerging Markets Risk. Emerging markets are markets of countries in the initial stages of industrialization and that generally have low per capita income. In addition to the risks of foreign securities in general, emerging markets are generally more volatile and can have relatively unstable governments, social and legal systems that do not protect

shareholders, economies based on only a few industries and securities markets that are substantially smaller, less liquid, more volatile and may have a lower level of government oversight than securities markets in more developed countries. The International Fund, and consequently the International Fund's shareholders, may be adversely affected by exposure to these risks through its investment in emerging market issuers.

Currency Risk. When the International Fund buys or sells securities on a foreign stock exchange, the transaction is undertaken in the local currency rather than in U.S. dollars. In purchasing or selling local currency to execute transactions on foreign exchanges, the International Fund will be exposed to the risk that the value of the foreign currency will increase or decrease, which may impact the value of the Fund's portfolio holdings and your investment. Some countries have and may continue to adopt internal economic policies that affect its currency valuations in a manner that may be disadvantageous for U.S. investors or U.S. companies seeking to do business in those countries. In addition, a country may impose formal or informal currency exchange controls (or "capital controls"). These types of controls may restrict or prohibit the International Fund's ability to repatriate both investment capital and income, which could undermine the value of the Fund's portfolio holdings and potentially place the Fund's assets at risk of total loss.

Cybersecurity Risk. With the increased use of technologies such as the Internet to conduct business, the Funds are susceptible to operational, information security, and related risks. In general, cyber incidents can result from deliberate attacks or unintentional events. Cyber attacks include, but are not limited to, gaining unauthorized access to digital systems (e.g., through "hacking" or malicious software coding) for purposes of misappropriating assets or sensitive information, corrupting data, or causing operational disruption. Cyber attacks may also be carried out in a manner that does not require gaining unauthorized access, such as causing denial-of-service attacks on websites (i.e., efforts to make network services unavailable to intended users). Cyber incidents affecting the Funds or their service providers may cause disruptions and impact business operations, potentially resulting in financial losses, interference with the Funds' ability to calculate their NAV, impediments to trading, the inability of shareholders to transact business, violations of applicable privacy and other laws, regulatory fines, penalties, reputational damage, reimbursement or other compensation costs, or additional compliance costs. Similar adverse consequences could result from cyber incidents affecting issuers of securities in which the Funds invest, counterparties with which the Funds engage in transactions, governmental and other regulatory authorities, exchange and other financial market operators, banks, brokers, dealers, insurance companies and other financial institutions (including financial intermediaries and service providers for shareholders) and other parties. In addition, substantial costs may be incurred in order to prevent any cyber incidents in the future. While the Funds' service providers have established business continuity plans in the event of, and risk management systems to prevent, such cyber incidents, there are inherent limitations in such plans and systems including the possibility that certain risks have not been identified. Furthermore, the Funds cannot control the cybersecurity plans and systems put in place by their service providers or any other third parties whose operations may affect the Funds or their shareholders. As a result, the Funds and their shareholders could be negatively impacted.

PORTFOLIO HOLDINGS

A description of the Funds' policies and procedures regarding disclosure of portfolio holdings can be found in the Funds' Statement of Additional Information ("SAI"). Disclosure of the Funds' holdings is required to be made quarterly within 60 days of the end of each fiscal quarter in the annual and semi-annual reports to Fund shareholders and in the quarterly holdings report on Part F of Form N-PORT. The annual and semi-annual reports to Fund shareholders are available, free of charge, by contacting U.S. Bancorp Fund Services, LLC, the Fund's transfer agent, at 1-800-49-BUFFALO (1-800-492-8332), and on the Funds' website at www.buffalofunds.com. Part F of Form N-PORT is available on the SEC's website at www.sec.gov.

Management

INVESTMENT ADVISER

Kornitzer Capital Management, Inc., or KCM, is the manager and investment adviser for each of the Buffalo Funds. KCM is responsible for overseeing and implementing each Fund's investment program and managing the day-to-day investment activity and operations of each Fund. KCM was founded in 1989. In addition to managing and advising the Buffalo Funds, KCM provides investment advisory services to a broad variety of individual, corporate and other institutional clients. As of June 30, 2024, KCM managed approximately \$7.1 billion in assets for mutual funds, corporations, pensions and individuals. As manager, KCM provides or pays the cost of all management, supervisory and administrative services required in the normal operation of the Funds. This includes: investment management and supervision; transfer agent and accounting services; a portion of foreign custody fees (if applicable); fees for domestic custody services; independent auditor and legal counsel costs; fees and expenses of officers, trustees and other personnel (except as noted below); rent; shareholder services; and other items incidental to corporate administration. KCM is located at 5420 West 61st Place, Mission, Kansas 66205.

Under the respective Management Agreement between the Trust, on behalf of each Fund, and KCM, as compensation for KCM's services, each Fund pays KCM a fee each month at an annual rate of each Fund's average daily net assets as indicated below in the "Contractual Advisory Fee" column. For the fiscal year ended March 31, 2024, KCM received an advisory fee at an annual rate of each Fund's average daily net assets as indicated below in the "Advisory Fee Received" column.

Name of Fund	Contractual Advisory Fee	Advisory Fee Received
Buffalo Blue Chip Growth Fund	0.75%	0.75%
Buffalo Early Stage Growth Fund	1.30%	1.30%
Buffalo Flexible Allocation Fund	0.85%	0.85%
Buffalo Growth Fund	0.75%	0.75%
Buffalo Growth & Income Fund	0.75%	0.75%
Buffalo High Yield Fund	0.85%	0.85%
Buffalo International Fund	0.85%	0.85%
Buffalo Mid Cap Discovery Fund	0.85%	0.85%
Buffalo Mid Cap Growth Fund	0.85%	0.85%
Buffalo Small Cap Growth Fund	0.85%	0.85%

Fund Expenses. Certain expenses of the Funds are payable by the Funds. These expenses include a portion of the foreign custody costs (if applicable), taxes, interest, governmental charges and fees, including registration of the Funds with the SEC and the various states, brokerage costs, dues, all extraordinary costs including expenses arising out of anticipated or actual litigation or administrative proceedings, and out-of-pocket expenses incurred by the non-interested trustees of the Trust for travel, meals, lodging and similar items in connection with attendance at conferences or Board of Trustees meetings.

A discussion regarding the Board of Trustees' basis for approving the Funds' investment advisory agreements is included in the Funds' annual report to shareholders for the fiscal year ended March 31, 2024.

Portfolio Managers

The Buffalo Funds are managed by a portfolio management team supported by an experienced investment analysis and research staff. The portfolio management team is responsible for the day-to-day management of their respective Funds as indicated below.

John Kornitzer, Co-Portfolio Manager. Mr. Kornitzer is the Chairman of KCM since 2023, and has been an investment professional since 1968. He previously served as President and Chief Investment Officer of KCM from

1989 to 2022. He served as investment manager at several Fortune 500 companies prior to founding KCM in 1989. Mr. Kornitzer received his degree in Business Administration from St. Francis College in Pennsylvania. Mr. Kornitzer serves as a co-portfolio manager of the Flexible Allocation Fund.

Dave Carlsen, CFA, Co-Portfolio Manager. Mr. Carlsen has been an investment professional since 1992 and joined KCM in 2004. Mr. Carlsen was formerly a senior equity research analyst at Strong Capital Management, Inc. in Milwaukee, Wisconsin and an investment analyst and operations manager with Northern Capital Management Inc. in Madison, Wisconsin. Mr. Carlsen holds a BBA in Finance, Investments and Banking from the University of Wisconsin-Madison. Mr. Carlsen has served as a co-portfolio manager of the Growth Fund since 2007, the Mid Cap Discovery Fund since 2004 and the Mid Cap Growth Fund since April 2024.

Doug Cartwright, CFA, Co-Portfolio Manager. Mr. Cartwright has been an investment professional since 2006 and joined KCM in 2013. Mr. Cartwright was formerly an equity analyst with Kellogg Asset Management and a credit analyst with Waddell & Reed Investment Management. Mr. Cartwright holds a B.A. in Business Administration from Baylor University and an MBA from the Wisconsin School of Business Applied Securities Analysis Program. Mr. Cartwright has served as co-portfolio manager of the Early Stage Growth Fund since 2015, the Mid Cap Growth Fund since 2021 and the Mid Cap Discovery Fund since April 2024.

Jeff K. Deardorff, CFA, Co-Portfolio Manager. Mr. Deardorff has been an investment professional since 1997 and joined KCM in 2002. Previously, Mr. Deardorff worked as an equity arbitrage and money markets trader for Koch Industries. He holds a B.S. in Business Administration from Kansas State University. Mr. Deardorff has served as co-portfolio manager of the High Yield Fund since 2015 and the Growth & Income Fund since 2018.

Paul Dlugosch, CFA, Co-Portfolio Manager. Mr. Dlugosch has been an investment professional since 1997 and joined KCM in 2002. Previously, Mr. Dlugosch worked at Antares Capital Corporation and LaSalle National Bank in Chicago, Illinois. He holds a B.S. in Business Administration from the University of Iowa. Mr. Dlugosch has served as a co-portfolio manager of the High Yield Fund since 2007, the Flexible Allocation Fund since 2011 and the Growth & Income Fund since 2013.

Nicole Kornitzer, CFA, Portfolio Manager. Ms. Kornitzer has been an investment professional since 2000 and she worked for KCM as a research analyst from 2000 to 2002 and rejoined the firm in 2004. Ms. Kornitzer holds a B.A. in Biology from the University of Pennsylvania, a master's degree in French Cultural Studies from Columbia University and an MBA from INSEAD. Ms. Kornitzer has served as portfolio manager of the International Fund since 2009.

Ken Laudan, Portfolio Manager. Mr. Laudan has been an institutional investment professional since 1991 and joined KCM in 2020. Previously, Mr. Laudan oversaw a portfolio of healthcare investments across the micro, small, mid, and large market capitalization portfolios for Friess Associates, the manager of the Brandywine Funds. Prior to working with Friess Associates, Mr. Laudan was a senior healthcare analyst at Montgomery Securities, Hambrecht and Quist (H&Q), and SunTrust Robinson Humphrey. Mr. Laudan first began his healthcare investment career working on the corporate venture capital team for Humana, Inc. in 1991. Mr. Laudan holds a B.S. in Finance with a minor in Accounting from Kansas State University. Mr. Laudan has served as the portfolio manager of the Blue Chip Growth Fund since 2021.

Robert Male, CFA, Co-Portfolio Manager. Mr. Male has been an investment professional since 1986 and joined KCM in 1997. Prior to joining KCM, he was a senior equity securities analyst with USAA Investment Management Company in San Antonio, Texas. He holds a B.S. in Business Administration from the University of Kansas and an MBA from Southern Methodist University. Mr. Male has served as a co-portfolio manager of the Small Cap Growth Fund since its inception in 1998.

Craig Richard, CFA, Co-Portfolio Manager. Mr. Richard has been an investment professional since 2002 and joined KCM in 2008. Previously, Mr. Richard was an equity research analyst with A.G. Edwards from 2005 to 2007. Mr. Richard holds a B.S. from Kansas State University and an MBA from the University of Kansas. Mr. Richard has served as a co-portfolio manager of the Early Stage Growth Fund since 2013 and the Small Cap Growth Fund since 2023.

Jeffrey Sitzmann, CFA, Co-Portfolio Manager. Mr. Sitzmann has been an investment professional since 1987 and joined KCM in 2002. Previously, Mr. Sitzmann worked as a Senior Investment Analyst at Banc One Investment Advisors. Mr. Sitzmann holds a BBA from the University of Toledo and an MBA from the University of Chicago. Mr.

Sitzmann has served as a co-portfolio manager of the High Yield Fund since 2007 and the Growth & Income Fund since 2018.

Josh West, CFA, Co-Portfolio Manager. Mr. West has been an investment professional since 2005 and joined KCM in 2008. Previously, Mr. West was an equity investment analyst with Scout Investment Advisors in Kansas City, Missouri. Mr. West holds an MBA from the University of Missouri-Columbia and B.S. from the University of Missouri-Columbia. Mr. West has served as a co-portfolio manager of the Mid Cap Growth Fund since 2017, the Growth Fund since 2020 and the Mid Cap Discovery Fund since April 2024.

The SAI provides additional information about the portfolio managers' compensation, other accounts managed by the portfolio managers and their ownership of shares in the Funds that they manage.

The Distributor

Quasar Distributors, LLC, a wholly owned subsidiary of Foreside Financial Group, LLC d/b/a ACA Group (the "Distributor"), serves as principal underwriter and U.S. Bancorp Fund Services, LLC serves as transfer agent to the Funds. The Distributor is located at Three Canal Plaza, Suite 100, Portland, ME 04101 and U.S. Bancorp Fund Services, LLC is located at 777 East Wisconsin Avenue, 6th Floor, Milwaukee, WI 53202.

Shareholder Servicing Plan

The Funds have adopted a Shareholder Servicing Plan on behalf of the Funds' Investor Class shares that allows the Funds to make payments to financial intermediaries and other persons for certain personal services for Investor Class shareholders and/or the maintenance of Investor Class shareholder accounts. The amount of the shareholder servicing fee authorized is an annual rate of up to 0.15% of each Fund's average daily net assets attributable to Investor Class shares, and the maximum rate of the shareholder servicing fee (0.15%) may not be incurred in a given year.

Shareholder servicing fees are paid out of the Funds' assets attributable to Investor Class shares on an on-going basis. Over time, these fees will increase the cost of your investment in Investor Class shares of the Funds, and may cost you more than paying other types of sales charges.

Financial Highlights

The financial highlights tables are intended to help you understand each Fund's financial performance for the past five years (or at least since inception for Institutional Class shares). Certain information reflects financial results for a single share of a Fund. The total returns in the tables represent the rate that an investor would have earned (or lost) on an investment in a Fund, assuming reinvestment of all distributions. The information for the fiscal year ended March 31, 2024 has been derived from the Funds' financial statements which are included in the [Annual Report to Shareholders](#), and have been audited by Cohen & Company, Ltd., the Funds' independent registered public accounting firm, whose report is also included in the annual report. Information for prior fiscal years was audited by the Funds' prior independent registered public accounting firm. The Buffalo Funds' annual report is available at no charge upon request.

Buffalo Blue Chip Growth Fund

(Formerly Buffalo Large Cap Fund)

Investor Class

<i>Condensed data for a share of capital stock outstanding throughout the year.</i>	For the Years Ended March 31,				
	2024	2023	2022	2021	2020
Net asset value, beginning of year	\$35.13	\$40.21	\$46.23	\$29.53	\$31.01
Income from investment operations:					
Net investment income (loss)	0.03 ⁽¹⁾	(0.01) ⁽¹⁾	(0.16) ⁽¹⁾	(0.07) ⁽¹⁾	0.09
Net gains (losses) on securities (both realized and unrealized)	13.68	(4.12)	5.59	16.83	(1.07)
Total from investment operations	13.71	(4.13)	5.43	16.76	(0.98)
Less distributions:					
Distributions from investment income	(0.01)	—	—	(0.06)	(0.07)
Distributions from capital gains	—	(0.95)	(11.45)	—	(0.43)
Total distributions	(0.01)	(0.95)	(11.45)	(0.06)	(0.50)
Net asset value, end of year	\$48.83	\$35.13	\$40.21	\$46.23	\$29.53
Total return	39.04%	(10.08%)	10.23%	56.78%	(3.40%)
Ratios/Supplemental Data					
Net assets, end of year (in thousands)	\$34,720	\$27,414	\$35,391	\$37,413	\$27,872
Ratio of expenses to average net assets	0.88%	0.94%	0.93%	0.94%	0.94%
Ratio of net investment income (loss) to average net assets	0.08%	(0.03%)	(0.34%)	(0.16%)	0.21%
Portfolio turnover rate	36%	46%	83%	7%	6%

⁽¹⁾ Per share amounts have been calculated using the average shares method.

Buffalo Blue Chip Growth Fund
(Formerly Buffalo Large Cap Fund)

Institutional Class

<i>Condensed data for a share of capital stock outstanding throughout the period.</i>	For the Years Ended March 31,				For the period July 1, 2019* through March 31, 2020
	2024	2023	2022	2021	
Net asset value, beginning of period	\$35.32	\$40.37	\$46.30	\$29.56	\$32.79
Income from investment operations:					
Net investment income (loss)	0.08 ⁽¹⁾	0.04 ⁽¹⁾	(0.09) ⁽¹⁾	(0.00) ⁽¹⁾⁽²⁾	0.16
Net gains (losses) on securities (both realized and unrealized)	13.76	(4.14)	5.61	16.85	(2.89)
Total from investment operations	13.84	(4.10)	5.52	16.85	(2.73)
Less distributions:					
Distributions from investment income	(0.03)	—	—	(0.11)	(0.07)
Distributions from capital gains	—	(0.95)	(11.45)	—	(0.43)
Total distributions	(0.03)	(0.95)	(11.45)	(0.11)	(0.50)
Net asset value, end of period	\$49.13	\$35.32	\$40.37	\$46.30	\$29.56
Total return	39.19%	(9.97%)	10.42%	57.02%	(8.55%) ⁽³⁾
Ratios/Supplemental Data					
Net assets, end of period (in thousands)	\$94,801	\$66,876	\$78,082	\$71,394	\$45,244
Ratio of expenses to average net assets	0.78%	0.79%	0.78%	0.79%	0.80%
Ratio of net investment income (loss) to average net assets	0.18%	0.11%	(0.19%)	(0.01%)	0.40%
Portfolio turnover rate**	36%	46%	83%	7%	6%

* Inception date

** Not annualized for periods less than one year.

⁽¹⁾ Per share amounts have been calculated using the average shares method.

⁽²⁾ Less than \$0.01 per share.

⁽³⁾ The return listed is the non-annualized return for the Institutional Class since inception date.

Buffalo Early Stage Growth Fund

Investor Class

<i>Condensed data for a share of capital stock outstanding throughout the year.</i>	For the Years Ended March 31,				
	2024	2023	2022	2021	2020
Net asset value, beginning of year	\$15.05	\$17.75	\$23.88	\$12.50	\$15.30
Income from investment operations:					
Net investment loss	(0.11) ⁽¹⁾	(0.17) ⁽¹⁾	(0.28) ⁽¹⁾	(0.25) ⁽¹⁾	(0.15)
Net gains (losses) on securities (both realized and unrealized)	1.22	(2.36)	(2.60)	14.11	(1.85)
Total from investment operations	1.11	(2.53)	(2.88)	13.86	(2.00)
Less distributions:					
Distributions from capital gains	—	(0.17)	(3.25)	(2.48)	(0.80)
Total distributions	—	(0.17)	(3.25)	(2.48)	(0.80)
Net asset value, end of year	\$16.16	\$15.05	\$17.75	\$23.88	\$12.50
Total return	7.38%	(14.23%)	(13.32%)	112.86%	(14.38%)
Ratios/Supplemental Data					
Net assets, end of year (in thousands)	\$43,681	\$50,837	\$68,232	\$82,824	\$42,633
Ratio of expenses to average net assets	1.44%	1.49%	1.45%	1.50%	1.49%
Ratio of net investment loss to average net assets	(0.78%)	(1.11%)	(1.22%)	(1.24%)	(1.00%)
Portfolio turnover rate	20%	10%	34%	54%	22%

⁽¹⁾ Per share amounts have been calculated using the average shares method.

Buffalo Early Stage Growth Fund

Institutional Class

<i>Condensed data for a share of capital stock outstanding throughout the period.</i>	For the Years Ended March 31,				For the period July 1, 2019* through March 31, 2020
	2024	2023	2022	2021	
Net asset value, beginning of period	\$15.16	\$17.84	\$23.96	\$12.51	\$16.44
Income from investment operations:					
Net investment loss	(0.10) ⁽¹⁾	(0.15) ⁽¹⁾	(0.24) ⁽¹⁾	(0.22) ⁽¹⁾	(0.14)
Net gains (losses) on securities (both realized and unrealized)	1.23	(2.36) ⁽²⁾	(2.63)	14.15	(2.99)
Total from investment operations	1.13	(2.51) ⁽²⁾	(2.87)	13.93	(3.13)
Less distributions:					
Distributions from capital gains	—	(0.17)	(3.25)	(2.48)	(0.80)
Total distributions	—	(0.17)	(3.25)	(2.48)	(0.80)
Net asset value, end of period	\$16.29	\$15.16	\$17.84	\$23.96	\$12.51
Total return	7.45%	(14.05%)	(13.20%)	113.25%	(20.25%) ⁽³⁾
Ratios/Supplemental Data					
Net assets, end of period (in thousands)	\$34,513	\$34,457	\$44,458	\$49,023	\$23,102
Ratio of expenses to average net assets	1.34%	1.34%	1.32%	1.35%	1.35%
Ratio of net investment loss to average net assets	(0.68%)	(0.96%)	(1.07%)	(1.09%)	(1.19%)
Portfolio turnover rate**	20%	10%	34%	54%	22%

* Inception date

** Not annualized for periods less than one year.

⁽¹⁾ Per share amounts have been calculated using the average shares method.

⁽²⁾ Amount was restated to adjust for \$0.01 rounding difference.

⁽³⁾ The return listed is the non-annualized return for the Institutional Class since inception date.

Buffalo Flexible Allocation Fund
(Formerly Buffalo Flexible Income Fund)

Investor Class

<i>Condensed data for a share of capital stock outstanding throughout the year.</i>	For the Years Ended March 31,				
	2024	2023	2022	2021	2020
Net asset value, beginning of year	\$18.11	\$19.03	\$16.24	\$11.93	\$15.27
Income from investment operations:					
Net investment income	0.33 ⁽¹⁾	0.30 ⁽¹⁾	0.29 ⁽¹⁾	0.29 ⁽¹⁾	0.72
Net gains (losses) on securities (both realized and unrealized)	3.09	(0.46)	3.48	4.53	(3.63)
Total from investment operations	3.42	(0.16)	3.77	4.82	(2.91)
Less distributions:					
Distributions from investment income	(0.35)	(0.30)	(0.29)	(0.30)	(0.32)
Distributions from capital gains	(0.31)	(0.46)	(0.69)	(0.21)	(0.11)
Total distributions	(0.66)	(0.76)	(0.98)	(0.51)	(0.43)
Net asset value, end of year	\$20.87	\$18.11	\$19.03	\$16.24	\$11.93
Total return	19.37%	(0.87%)	23.81%	40.94%	(19.63%)
Ratios/Supplemental Data					
Net assets, end of year (in thousands)	\$299,209	\$300,336	\$314,134	\$277,906	\$273,416
Ratio of expenses to average net assets	1.01%	1.01%	1.01%	1.01%	1.01%
Ratio of net investment income to average net assets	1.77%	1.66%	1.60%	2.04%	1.99%
Portfolio turnover rate	1%	1%	4%	1%	5%

⁽¹⁾ Per share amounts have been calculated using the average shares method.

Buffalo Flexible Allocation Fund
(Formerly Buffalo Flexible Income Fund)

Institutional Class

<i>Condensed data for a share of capital stock outstanding throughout the period.</i>	For the Years Ended March 31,				For the period July 1, 2019* through March 31, 2020
	2024	2023	2022	2021	
Net asset value, beginning of period	\$18.10	\$19.03	\$16.24	\$11.93	\$15.31
Income from investment operations:					
Net investment income	0.37 ⁽¹⁾	0.33 ⁽¹⁾	0.32 ⁽¹⁾	0.31 ⁽¹⁾	0.57
Net gains (losses) on securities (both realized and unrealized)	3.09	(0.47)	3.48	4.53	(3.60)
Total from investment operations	3.46	(0.14)	3.80	4.84	(3.03)
Less distributions:					
Distributions from investment income	(0.38)	(0.33)	(0.32) ⁽²⁾	(0.32)	(0.25)
Distributions from capital gains	(0.31)	(0.46)	(0.69)	(0.21)	(0.10)
Total distributions	(0.69)	(0.79)	(1.01)	(0.53)	(0.35)
Net asset value, end of period	\$20.87	\$18.10	\$19.03	\$16.24	\$11.93
Total return	19.61%	(0.78%)	24.00%	41.15%	(20.20%) ⁽³⁾
Ratios/Supplemental Data					
Net assets, end of period (in thousands)	\$190,217	\$168,935	\$175,891	\$147,802	\$133,843
Ratio of expenses to average net assets	0.86%	0.86%	0.86%	0.86%	0.86%
Ratio of net investment income to average net assets	1.92%	1.81%	1.75%	2.19%	2.79%
Portfolio turnover rate**	1%	1%	4%	1%	5%

* Inception date

** Not annualized for periods less than one year.

⁽¹⁾ Per share amounts have been calculated using the average shares method.

⁽²⁾ Amount was restated to adjust for \$0.01 rounding difference.

⁽³⁾ The return listed is the non-annualized return for the Institutional Class since inception date.

Buffalo Growth Fund

Investor Class

<i>Condensed data for a share of capital stock outstanding throughout the year.</i>	For the Years Ended March 31,				
	2024	2023	2022	2021	2020
Net asset value, beginning of year	\$25.79	\$30.83	\$31.07	\$21.20	\$25.10
Income from investment operations:					
Net investment income (loss)	(0.11) ⁽¹⁾	(0.08) ⁽¹⁾⁽²⁾	(0.13) ⁽¹⁾	(0.06) ⁽¹⁾⁽²⁾	0.08
Net gains (losses) on securities (both realized and unrealized)	9.14	(3.89)	3.25	11.46	(0.55)
Total from investment operations	9.03	(3.97) ⁽²⁾	3.12	11.40 ⁽²⁾	(0.47)
Less distributions:					
Distributions from investment income	—	—	—	—	(0.08)
Distributions from capital gains	(1.67)	(1.07)	(3.36)	(1.53)	(3.35)
Total distributions	(1.67)	(1.07)	(3.36)	(1.53)	(3.43)
Net asset value, end of year	\$33.15	\$25.79	\$30.83	\$31.07	\$21.20
Total return	36.01%	(12.55%)	9.56%	53.98%	(3.90%)
Ratios/Supplemental Data					
Net assets, end of year (in thousands)	\$89,113	\$73,408	\$103,336	\$112,399	\$88,051
Ratio of expenses to average net assets	0.87%	0.92%	0.92%	0.92%	0.92%
Ratio of net investment income (loss) to average net assets	(0.34%)	(0.34%)	(0.40%)	(0.19%)	0.11%
Portfolio turnover rate	9%	11%	13%	21%	33%

⁽¹⁾ Per share amounts have been calculated using the average shares method.

⁽²⁾ Amount was restated to adjust for \$0.01 rounding difference.

Buffalo Growth Fund

Institutional Class

<i>Condensed data for a share of capital stock outstanding throughout the period.</i>	For the Years Ended March 31,				For the period July 1, 2019* through March 31, 2020
	2024	2023	2022	2021	
Net asset value, beginning of period	\$25.93	\$30.95	\$31.13	\$21.20	\$27.10
Income from investment operations:					
Net investment income (loss)	(0.08) ⁽¹⁾	(0.05) ⁽¹⁾	(0.08) ⁽¹⁾	(0.01) ⁽¹⁾	0.15
Net gains (losses) on securities (both realized and unrealized)	9.20	(3.90)	3.26 ⁽²⁾	11.47	(2.59)
Total from investment operations	9.12	(3.95)	3.18	11.46	(2.44)
Less distributions:					
Distributions from investment income	—	—	—	—	(0.10)
Distributions from capital gains	(1.67)	(1.07)	(3.36)	(1.53)	(3.36)
Total distributions	(1.67)	(1.07)	(3.36)	(1.53)	(3.46)
Net asset value, end of period	\$33.38	\$25.93	\$30.95	\$31.13	\$21.20
Total return	36.16%	(12.44%)	9.74%	54.26%	(10.92%) ⁽³⁾
Ratios/Supplemental Data					
Net assets, end of period (in thousands)	\$89,835	\$69,473	\$91,997	\$86,046	\$58,307
Ratio of expenses to average net assets	0.77%	0.77%	0.77%	0.77%	0.78%
Ratio of net investment income (loss) to average net assets	(0.26%)	(0.19%)	(0.25%)	(0.04%)	0.28%
Portfolio turnover rate**	9%	11%	13%	21%	33%

* Inception date

** Not annualized for periods less than one year.

⁽¹⁾ Per share amounts have been calculated using the average shares method.

⁽²⁾ Amount was restated to adjust for \$0.01 rounding difference.

⁽³⁾ The return listed is the non-annualized return for the Institutional Class since inception date.

Buffalo Growth & Income Fund
(Formerly Buffalo Dividend Focus Fund)

Investor Class

<i>Condensed data for a share of capital stock outstanding throughout the year.</i>	For the Years Ended March 31,				
	2024	2023	2022	2021	2020
Net asset value, beginning of year	\$24.07	\$25.79	\$23.16	\$15.10	\$16.65
Income from investment operations:					
Net investment income	0.35 ⁽¹⁾	0.25 ⁽¹⁾	0.14 ⁽¹⁾	0.12 ⁽¹⁾	0.44
Net gains (losses) on securities (both realized and unrealized)	6.15	(1.36)	2.94	8.06	(1.81)
Total from investment operations	6.50	(1.11)	3.08	8.18	(1.37)
Less distributions:					
Distributions from investment income	(0.41)	(0.23)	(0.14)	(0.12)	(0.17)
Distributions from capital gains	(0.12)	(0.38)	(0.31)	—	—
Distributions from return of capital	—	—	—	—	(0.01)
Total distributions	(0.53)	(0.61)	(0.45)	(0.12)	(0.18)
Net asset value, end of year	\$30.04	\$24.07	\$25.79	\$23.16	\$15.10
Total return	27.31%	(4.22%)	13.39%	54.29%	(8.32%)
Ratios/Supplemental Data					
Net assets, end of year (in thousands)	\$55,070	\$32,256	\$30,895	\$28,605	\$23,821
Ratio of expenses to average net assets	0.93%	0.93%	0.93%	0.94%	0.95%
Ratio of net investment income to average net assets	1.29%	1.07%	0.56%	0.63%	0.84%
Portfolio turnover rate	4%	2%	4%	20%	31%

⁽¹⁾ Per share amounts have been calculated using the average shares method.

Buffalo Growth & Income Fund
(Formerly Buffalo Dividend Focus Fund)

Institutional Class

<i>Condensed data for a share of capital stock outstanding throughout the period.</i>	For the Years Ended March 31,				For the period July 1, 2019* through March 31, 2020
	2024	2023	2022	2021	
Net asset value, beginning of period	\$24.07	\$25.78	\$23.16	\$15.10	\$17.37
Income from investment operations:					
Net investment income	0.38 ⁽¹⁾	0.29 ⁽¹⁾	0.18 ⁽¹⁾	0.15 ⁽¹⁾	0.28
Net gains (losses) on securities (both realized and unrealized)	6.15	(1.35)	2.93	8.06	(2.41)
Total from investment operations	6.53	(1.06)	3.11	8.21	(2.13)
Less distributions:					
Distributions from investment income	(0.44)	(0.27)	(0.18)	(0.15)	(0.13)
Distributions from capital gains	(0.12)	(0.38)	(0.31)	—	—
Distributions from return of capital	—	—	—	—	(0.01)
Total distributions	(0.56)	(0.65)	(0.49)	(0.15)	(0.14)
Net asset value, end of period	\$30.04	\$24.07	\$25.78	\$23.16	\$15.10
Total return	27.47%	(4.04%)	13.51%	54.52%	(12.34%) ⁽²⁾
Ratios/Supplemental Data					
Net assets, end of period (in thousands)	\$109,497	\$87,932	\$85,946	\$72,405	\$40,887
Ratio of expenses to average net assets	0.78%	0.78%	0.78%	0.79%	0.80%
Ratio of net investment income to average net assets	1.44%	1.22%	0.71%	0.78%	1.23%
Portfolio turnover rate**	4%	2%	4%	20%	31%

* Inception date

** Not annualized for periods less than one year.

⁽¹⁾ Per share amounts have been calculated using the average shares method.

⁽²⁾ The return listed is the non-annualized return for the Institutional Class since inception date.

Buffalo High Yield Fund

Investor Class

<i>Condensed data for a share of capital stock outstanding throughout the year.</i>	For the Years Ended March 31,				
	2024	2023	2022	2021	2020
Net asset value, beginning of year	\$10.20	\$11.23	\$11.82	\$9.72	\$10.86
Income from investment operations:					
Net investment income	0.74 ⁽¹⁾	0.61 ⁽¹⁾	0.48 ⁽¹⁾	0.48 ⁽¹⁾	1.17
Net gains (losses) on securities (both realized and unrealized)	0.44	(0.81) ⁽²⁾	(0.24)	2.11 ⁽²⁾	(1.85)
Total from investment operations	1.18	(0.20) ⁽²⁾	0.24	2.59	(0.68)
Less distributions:					
Distributions from investment income	(0.74)	(0.64)	(0.48)	(0.49)	(0.46)
Distributions from capital gains	—	(0.19)	(0.35) ⁽²⁾	— ⁽³⁾	—
Total distributions	(0.74)	(0.83)	(0.83)	(0.49)	(0.46)
Net asset value, end of year	\$10.64	\$10.20	\$11.23	\$11.82	\$9.72
Total return	12.07%	(1.63%)	1.97%	27.07%	(6.67%)
Ratios/Supplemental Data					
Net assets, end of year (in thousands)	\$107,241	\$58,920	\$50,581	\$50,110	\$46,036
Ratio of expenses to average net assets	1.02%	1.05%	1.02%	1.02%	1.02%
Ratio of net investment income to average net assets	7.18%	5.88%	4.09%	4.38%	3.60%
Portfolio turnover rate	26%	30%	41%	66%	36%

⁽¹⁾ Per share amounts have been calculated using the average shares method.

⁽²⁾ Amount was restated to adjust for \$0.01 rounding difference.

⁽³⁾ Less than \$0.01 per share.

Buffalo High Yield Fund

Institutional Class

<i>Condensed data for a share of capital stock outstanding throughout the period.</i>	For the Years Ended March 31,				For the period July 1, 2019* through March 31, 2020
	2024	2023	2022	2021	
Net asset value, beginning of period	\$10.19	\$11.22	\$11.81	\$9.71	\$11.01
Income from investment operations:					
Net investment income	0.76 ⁽¹⁾	0.63 ⁽¹⁾	0.50 ⁽¹⁾	0.50 ⁽¹⁾	0.71
Net gains (losses) on securities (both realized and unrealized)	0.44	(0.82)	(0.24)	2.10	(1.66)
Total from investment operations	1.20	(0.19)	0.26	2.60	(0.95)
Less distributions:					
Distributions from investment income	(0.76)	(0.65)	(0.50)	(0.50)	(0.35)
Distributions from capital gains	—	(0.19)	(0.35)	— ⁽²⁾	—
Total distributions	(0.76)	(0.84)	(0.85)	(0.50)	(0.35)
Net asset value, end of period	\$10.63	\$10.19	\$11.22	\$11.81	\$9.71
Total return	12.24%	(1.49%)	2.12%	27.28%	(8.94%) ⁽³⁾

Ratios/Supplemental Data

Net assets, end of period (in thousands)	\$340,331	\$250,464	\$245,858	\$225,715	\$141,735
Ratio of expenses to average net assets	0.86%	0.89%	0.87%	0.86%	0.88%
Ratio of net investment income to average net assets	7.33%	6.03%	4.24%	4.51%	4.90%
Portfolio turnover rate**	26%	30%	41%	66%	36%

* Inception date

** Not annualized for periods less than one year.

⁽¹⁾ Per share amounts have been calculated using the average shares method.

⁽²⁾ Less than \$0.01 per share.

⁽³⁾ The return listed is the non-annualized return for the Institutional Class since inception date.

Buffalo International Fund

Investor Class

<i>Condensed data for a share of capital stock outstanding throughout the year.</i>	For the Years Ended March 31,				
	2024	2023	2022	2021	2020
Net asset value, beginning of year	\$20.23	\$20.65	\$20.51	\$13.54	\$14.76
Income from investment operations:					
Net investment income	0.18 ⁽¹⁾	0.13 ⁽¹⁾	0.03 ⁽¹⁾	0.04 ⁽¹⁾	0.19
Net gains (losses) on securities (both realized and unrealized)	2.03	(0.22)	0.39	6.98	(1.31)
Total from investment operations	2.21	(0.09)	0.42	7.02	(1.12)
Less distributions:					
Distributions from investment income	(0.13)	(0.08)	(0.02)	(0.05)	(0.10)
Distributions from capital gains	—	(0.25)	(0.26)	— ⁽²⁾	—
Total distributions	(0.13)	(0.33)	(0.28)	(0.05)	(0.10)
Net asset value, end of year	\$22.31	\$20.23	\$20.65	\$20.51	\$13.54
Total return	10.89%	(0.21%)	1.94%	51.79%	(7.67%)
Ratios/Supplemental Data					
Net assets, end of year (in thousands)	\$353,298	\$253,664	\$263,120	\$260,044	\$183,809
Ratio of expenses to average net assets	1.03%	1.03%	1.03%	1.03%	1.03%
Ratio of net investment income to average net assets	0.84%	0.71%	0.14%	0.22%	0.55%
Portfolio turnover rate	1%	8%	13%	14%	13%

⁽¹⁾ Per share amounts have been calculated using the average shares method.

⁽²⁾ Less than \$0.01 per share.

Buffalo International Fund

Institutional Class

<i>Condensed data for a share of capital stock outstanding throughout the period.</i>	For the Years Ended March 31,				For the period July 1, 2019* through March 31, 2020
	2024	2023	2022	2021	
Net asset value, beginning of period	\$20.25	\$20.67	\$20.53	\$13.55	\$15.85
Income from investment operations:					
Net investment income	0.20 ⁽¹⁾	0.16 ⁽¹⁾	0.06 ⁽¹⁾	0.07 ⁽¹⁾	0.20
Net gains (losses) on securities (both realized and unrealized)	2.03	(0.22)	0.39	6.99	(2.39)
Total from investment operations	2.23	(0.06)	0.45	7.06	(2.19)
Less distributions:					
Distributions from investment income	(0.15)	(0.11)	(0.05)	(0.08)	(0.11)
Distributions from capital gains	—	(0.25)	(0.26)	— ⁽²⁾	—
Total distributions	(0.15)	(0.36)	(0.31)	(0.08)	(0.11)
Net asset value, end of period	\$22.33	\$20.25	\$20.67	\$20.53	\$13.55
Total return	11.08%	(0.09%)	2.08%	52.12%	(13.95%) ⁽³⁾

Ratios/Supplemental Data

Net assets, end of period (in thousands)	\$727,185	\$356,850	\$316,602	\$285,595	\$176,285
Ratio of expenses to average net assets	0.88%	0.88%	0.88%	0.88%	0.88%
Ratio of net investment income to average net assets	0.99%	0.86%	0.29%	0.37%	0.86%
Portfolio turnover rate**	1%	8%	13%	14%	13%

* Inception date

** Not annualized for periods less than one year.

⁽¹⁾ Per share amounts have been calculated using the average shares method.

⁽²⁾ Less than \$0.01 per share.

⁽³⁾ The return listed is the non-annualized return for the Institutional Class since inception date.

Buffalo Mid Cap Discovery Fund
(Formerly Buffalo Discovery Fund)

Investor Class

	For the Years Ended March 31,				
	2024	2023	2022	2021	2020
<i>Condensed data for a share of capital stock outstanding throughout the year.</i>					
Net asset value, beginning of year	\$21.30	\$25.31	\$30.82	\$19.88	\$25.29
Income from investment operations:					
Net investment loss	(0.08) ⁽¹⁾	(0.12) ⁽¹⁾	(0.21) ⁽¹⁾	(0.18) ⁽¹⁾	(0.06)
Net gains (losses) on securities (both realized and unrealized)	4.28	(2.52)	(0.93)	13.51	(1.76)
Total from investment operations	4.20	(2.64)	(1.14)	13.33	(1.82)
Less distributions:					
Distributions from capital gains	—	(1.37)	(4.37)	(2.39)	(3.59)
Total distributions	—	(1.37)	(4.37)	(2.39)	(3.59)
Net asset value, end of year	\$25.50	\$21.30	\$25.31	\$30.82	\$19.88
Total return	19.72%	(10.12%)	(4.58%)	67.49%	(9.64%)

Ratios/Supplemental Data

Net assets, end of year (in thousands)	\$636,244	\$722,077	\$1,099,258	\$1,442,145	\$1,132,237
Ratio of expenses to average net assets	1.00%	1.01%	1.00%	1.01%	1.01%
Ratio of net investment loss to average net assets	(0.35%)	(0.58%)	(0.70%)	(0.64%)	(0.30%)
Portfolio turnover rate	42%	26%	41%	84%	123%

⁽¹⁾ Per share amounts have been calculated using the average shares method.

Buffalo Mid Cap Discovery Fund

(Formerly Buffalo Discovery Fund)

Institutional Class

<i>Condensed data for a share of capital stock outstanding throughout the period.</i>	For the Years Ended March 31,				For the period July 1, 2019* through March 31, 2020
	2024	2023	2022	2021	
Net asset value, beginning of period	\$21.46	\$25.44	\$30.92	\$19.91	\$27.10
Income from investment operations:					
Net investment loss	(0.05) ⁽¹⁾	(0.09) ⁽¹⁾	(0.17) ⁽¹⁾	(0.14) ⁽¹⁾	(0.04)
Net gains (losses) on securities (both realized and unrealized)	4.31	(2.52)	(0.94)	13.54	(3.56)
Total from investment operations	4.26	(2.61)	(1.11)	13.40	(3.60)
Less distributions:					
Distributions from capital gains	—	(1.37)	(4.37)	(2.39)	(3.59)
Total distributions	—	(1.37)	(4.37)	(2.39)	(3.59)
Net asset value, end of period	\$25.72	\$21.46	\$25.44	\$30.92	\$19.91
Total return	19.85%	(9.94%)	(4.46%)	67.75%	(15.55%) ⁽²⁾
Ratios/Supplemental Data					
Net assets, end of period (in thousands)	\$197,792	\$186,695	\$363,369	\$337,999	\$205,430
Ratio of expenses to average net assets	0.86%	0.86%	0.86%	0.86%	0.86%
Ratio of net investment loss to average net assets	(0.20%)	(0.43%)	(0.55%)	(0.50%)	(0.25%)
Portfolio turnover rate**	42%	26%	41%	84%	123%

* Inception date

** Not annualized for periods less than one year.

⁽¹⁾ Per share amounts have been calculated using the average shares method.

⁽²⁾ The return listed is the non-annualized return for the Institutional Class since inception date.

Buffalo Mid Cap Growth Fund
(Formerly Buffalo Mid Cap Fund)

Investor Class

	For the Years Ended March 31,				
<i>Condensed data for a share of capital stock outstanding throughout the year.</i>	2024	2023	2022	2021	2020
Net asset value, beginning of year	\$14.72	\$17.72	\$20.19	\$13.02	\$14.52
Income from investment operations:					
Net investment loss	(0.06) ⁽¹⁾	(0.07) ⁽¹⁾	(0.11) ⁽¹⁾	(0.11) ⁽¹⁾	(0.05)
Net gains (losses) on securities (both realized and unrealized)	3.44	(2.19)	(0.10)	8.61	(0.19)
Total from investment operations	3.38	(2.26)	(0.21)	8.50	(0.24)
Less distributions:					
Distributions from capital gains	(0.85)	(0.74)	(2.26)	(1.33)	(1.26)
Total distributions	(0.85)	(0.74)	(2.26)	(1.33)	(1.26)
Net asset value, end of year	\$17.25	\$14.72	\$17.72	\$20.19	\$13.02
Total return	23.74%	(12.58%)	(1.55%)	65.92%	(2.89%)
Ratios/Supplemental Data					
Net assets, end of year (in thousands)	\$80,729	\$73,144	\$96,992	\$107,061	\$86,030
Ratio of expenses to average net assets	0.97%	1.03%	1.02%	1.03%	1.02%
Ratio of net investment loss to average net assets	(0.39%)	(0.48%)	(0.56%)	(0.63%)	(0.39%)
Portfolio turnover rate	17%	23%	19%	41%	52%

⁽¹⁾ Per share amounts have been calculated using the average shares method.

Buffalo Mid Cap Growth Fund
(Formerly Buffalo Mid Cap Fund)

Institutional Class

<i>Condensed data for a share of capital stock outstanding throughout the period.</i>	For the Years Ended March 31,				For the period July 1, 2019* through March 31, 2020
	2024	2023	2022	2021	
Net asset value, beginning of period	\$14.82	\$17.81	\$20.24	\$13.03	\$15.63
Income from investment operations:					
Net investment loss	(0.04) ⁽¹⁾	(0.05) ⁽¹⁾	(0.08) ⁽¹⁾	(0.09) ⁽¹⁾	(0.04)
Net gains (losses) on securities (both realized and unrealized)	3.46	(2.20)	(0.09)	8.63	(1.30)
Total from investment operations	3.42	(2.25)	(0.17)	8.54	(1.34)
Less distributions:					
Distributions from capital gains	(0.85)	(0.74)	(2.26)	(1.33)	(1.26)
Total distributions	(0.85)	(0.74)	(2.26)	(1.33)	(1.26)
Net asset value, end of period	\$17.39	\$14.82	\$17.81	\$20.24	\$13.03
Total return	23.85%	(12.46%)	(1.34%)	66.18%	(9.72%) ⁽²⁾

Ratios/Supplemental Data

Net assets, end of period (in thousands)	\$76,334	\$65,699	\$82,831	\$83,642	\$51,324
Ratio of expenses to average net assets	0.87%	0.88%	0.87%	0.88%	0.89%
Ratio of net investment loss to average net assets	(0.29%)	(0.33%)	(0.41%)	(0.48%)	(0.38%)
Portfolio turnover rate**	17%	23%	19%	41%	52%

* Inception date

** Not annualized for periods less than one year.

⁽¹⁾ Per share amounts have been calculated using the average shares method.

⁽²⁾ The return listed is the non-annualized return for the Institutional Class since inception date.

Buffalo Small Cap Growth Fund
(Formerly Buffalo Small Cap Fund)

Investor Class

	For the Years Ended March 31,				
<i>Condensed data for a share of capital stock outstanding throughout the year.</i>	2024	2023	2022	2021	2020
Net asset value, beginning of year	\$14.18	\$16.11	\$22.14	\$10.94	\$12.89
Income from investment operations:					
Net investment loss	(0.06) ⁽¹⁾	(0.07) ⁽¹⁾	(0.17) ⁽¹⁾	(0.15) ⁽¹⁾	(0.08)
Net gains (losses) on securities (both realized and unrealized)	0.61	(1.86)	(3.27)	13.23	(0.62)
Total from investment operations	0.55	(1.93)	(3.44)	13.08	(0.70)
Less distributions:					
Distributions from capital gains	—	—	(2.59)	(1.88)	(1.25)
Total distributions	—	—	(2.59)	(1.88)	(1.25)
Net asset value, end of year	\$14.73	\$14.18	\$16.11	\$22.14	\$10.94
Total return	3.88%	(11.98%)	(16.93%)	120.78%	(7.33%)
Ratios/Supplemental Data					
Net assets, end of year (in thousands)	\$473,215	\$575,979	\$697,647	\$801,388	\$337,804
Ratio of expenses to average net assets	0.96%	0.98%	1.01%	1.01%	1.01%
Ratio of net investment loss to average net assets	(0.42%)	(0.50%)	(0.83%)	(0.81%)	(0.65%)
Portfolio turnover rate	26%	44%	59%	63%	67%

⁽¹⁾ Per share amounts have been calculated using the average shares method.

Buffalo Small Cap Growth Fund
(Formerly Buffalo Small Cap Fund)

Institutional Class

<i>Condensed data for a share of capital stock outstanding throughout the period.</i>	For the Years Ended March 31,				For the period July 1, 2019* through March 31, 2020
	2024	2023	2022	2021	
Net asset value, beginning of period	\$14.26	\$16.19	\$22.20	\$10.96	\$13.78
Income from investment operations:					
Net investment loss	(0.04) ⁽¹⁾	(0.05) ⁽¹⁾	(0.14) ⁽¹⁾	(0.12) ⁽¹⁾⁽²⁾	(0.06)
Net gains (losses) on securities (both realized and unrealized)	0.62	(1.88)	(3.28)	13.24	(1.51)
Total from investment operations	0.58	(1.93)	(3.42)	13.12 ⁽²⁾	(1.57)
Less distributions:					
Distributions from capital gains	—	—	(2.59)	(1.88)	(1.25)
Total distributions	—	—	(2.59)	(1.88)	(1.25)
Net asset value, end of period	\$14.84	\$14.26	\$16.19	\$22.20	\$10.96
Total return	4.07%	(11.92%)	(16.79%)	121.14%	(13.24%) ⁽³⁾

Ratios/Supplemental Data

Net assets, end of period (in thousands)	\$232,775	\$274,065	\$281,276	\$328,588	\$95,095
Ratio of expenses to average net assets	0.86%	0.86%	0.86%	0.86%	0.86%
Ratio of net investment loss to average net assets	(0.32%)	(0.38%)	(0.68%)	(0.67%)	(0.73%)
Portfolio turnover rate**	26%	44%	59%	63%	67%

* Inception date

** Not annualized for periods less than one year.

(1) Per share amounts have been calculated using the average shares method.

(2) Amount was restated to adjust for \$0.01 rounding difference.

(3) The return listed is the non-annualized return for the Institutional Class since inception date.

Shareholder Information

Choosing a Share Class

The Funds offers Investor Class and Institutional Class shares in this Prospectus. The different classes of shares represent investments in the same portfolio of securities, but the classes are subject to different expenses and may have different share prices.

Institutional Class Shares.

Institutional Class shares of each Fund are offered for sale at net asset value (“NAV”) without the imposition of a sales charge, Rule 12b-1 distribution fee or shareholder servicing fees. Institutional Class shares also pay lower annual expenses than Investor Class shares. In addition, Institutional Class shares may be regarded as “clean” shares and may be available on brokerage platforms of firms that have agreements with the Distributor to offer such shares solely when acting as an agent for the investor. An investor transacting in Institutional Class shares in these programs may be required to pay a commission and/or other forms of compensation to the broker.

Institutional Class shares are generally available to individuals, trusts, estates, corporations, endowments, foundations and other investors who purchase shares directly from the Funds with an initial minimum purchase of \$250,000. Institutional Class shares may also be offered, with no initial or subsequent investment minimums, to:

- retirement plans such as 401(a), 401(k) or 457 plans;
- certain IRAs if the amounts invested represent rollover distributions from investments by any of the retirement plans invested in the Funds;
- registered investment advisers investing on behalf of clients in exchange for an advisory, management or consulting fee;
- trustees of the Trust, former trustees of the Trust, employees of affiliates of the Funds and Adviser and other individuals who are affiliated with the Funds (this also applies to any spouse, parents, children, siblings, grandparents, grandchildren and in-laws of those mentioned) and Adviser affiliate employee benefit plans; and
- wrap fee programs of certain broker-dealers. Please consult your financial representative to determine if your wrap fee program is subject to additional or different conditions or fees.

Investor Class Shares.

Investor Class shares of the Funds are offered for sale at NAV without the imposition of a sales charge or Rule 12b-1 distribution fee. The shareholder servicing fee for Investor Class shares is an annual rate of up to 0.15% of the average daily net assets of the Funds attributable to Investor Class shares.

You should always discuss the suitability of your investment with your broker-dealer or financial adviser.

HOW SHARE PRICE IS DETERMINED

Shares of each Fund are purchased or redeemed at their NAV next calculated after your purchase order and payment or redemption order is received in “good order” by a Fund, its agents or an authorized financial intermediary. In the case of certain authorized financial intermediaries (“financial intermediaries”), such as broker-dealers, fund supermarkets, retirement plan record-keepers or other financial institutions that have made satisfactory payment or redemption arrangements with the Funds, orders will be processed at the NAV next effective after receipt by such intermediary, consistent with applicable laws and regulations. Orders placed through financial intermediaries who have not been specifically authorized to accept purchase and redemption requests on behalf of the Fund will be processed at the NAV determined after receipt of the purchase or redemption request by the Fund.

A Fund's NAV is calculated by subtracting from the Fund's total assets any liabilities and then dividing this amount by the total outstanding shares as of the date of the calculation. The NAV is computed once daily, after the close of the NYSE, generally at 4:00 p.m. (Eastern time), on days when the NYSE is open for trading. The Funds are closed on weekends, days when the NYSE is not open for unrestricted trading and certain national holidays as disclosed in the SAI.

Each security owned by a Fund that is listed on a securities exchange (including ADRs), except those traded on NASDAQ, is valued at the latest sale price on that exchange on the date as of which assets are valued. Where the security is listed on more than one exchange, a Fund will use the price of the exchange that it generally considers to be the principal exchange on which the security is traded. Fund securities listed on NASDAQ will be valued at the NASDAQ Official Closing Price, which may not necessarily represent the last sale price. If there has been no sale on such exchange or on NASDAQ on such day, the security is valued at the mean between the most recent quoted bid and asked price on such day. Debt securities with remaining maturities of 60 days or less are normally valued at the last sale price reported unless there is no trade on the particular day, then the security will be priced at the mean between the most recent bid and asked prices. U.S. Government and Agency Securities are valued at the mean between the most recent bid and asked prices provided by a pricing service. Other debt securities are valued at the mean between the closing bid and asked prices provided by a pricing service.

When market quotations are not readily available or when they may not reflect the actual market value, a security or other asset will be valued at its fair value in accordance with Rule 2a-5 under the 1940 Act. The Board has designated the Adviser to serve as Valuation Designee to perform fair value determinations with respect to all of the Funds' investments, when necessary, as determined under the Adviser's fair value pricing procedures. The Board is responsible for overseeing the activities of the Adviser as Valuation Designee but is not required to approve or ratify specific fair value determinations by the Adviser. The Adviser has designated its Valuation Committee to be responsible for fair value determinations.

The Adviser will regularly evaluate whether the fair value pricing procedures continue to be appropriate in light of the specific circumstances of each Fund and the quality of prices obtained. These fair value procedures are used by the Adviser to price a security when corporate events, events in the securities market or world events cause the Adviser to believe that a security's last sale price may not reflect its actual market value. In addition, the fair value procedures are used by the Adviser to price thinly traded securities (such as junk bonds and small- or micro-cap securities) when the Funds' management believes that the last sale price may not accurately reflect the securities' market values. By using fair value pricing procedures, the goal is to ensure that the Funds are accurately priced. The effects of using fair value pricing are that the value derived may only best reflect the value as determined, and the real value may vary higher or lower. To the extent that the Adviser determines the fair market value of a security, it is possible that the fair market value determined by the Adviser will not exactly match the market price of the security when the security is sold by a Fund.

Valuation of Foreign Securities Traded on Foreign Exchanges and Markets

Under normal market conditions, the International Fund determines the value of a foreign security as of the close of trading on the foreign stock exchange on which the security is primarily traded, or as of the close of trading on the NYSE, if earlier. The value is then converted into its U.S. dollar equivalent at the foreign exchange rate in effect at the close of trading, generally 4:00 p.m., Eastern time, on the day that the value of the foreign security is determined. If no sale is reported at that time, the foreign security will be valued at the mean between the most recent quoted bid and asked price. Occasionally, events (such as repatriation limits or restrictions) may impact the availability or reliability of foreign exchange rates used to convert the U.S. dollar equivalent value. If such an event occurs, the foreign exchange rate will be valued using the Trust's and Adviser's fair value procedures.

Trading in securities on foreign stock exchanges and over-the-counter markets, such as those in Europe and Asia, may be completed well before the close of business on the NYSE on each day that the NYSE is open ("NYSE business day"). Occasionally, events occur between the time at which trading in a foreign security is completed and the close of the NYSE that might call into question the availability (including the reliability) of the value of a foreign portfolio security held by the International Fund. As a result, the Fund could be susceptible to what is referred to as "time zone arbitrage." Certain investors in the Fund may seek to take advantage of discrepancies in the value of the Fund's portfolio securities as determined by the foreign market at its close and the latest indications of value attributable to the

portfolio securities at the time the Fund's NAV is computed. This type of trading may dilute the value of the Fund's shares if such discrepancies in security values actually exist.

To attempt to minimize the possibilities for time zone arbitrage, the foreign securities are valued using the Trust's and the Adviser's fair value pricing procedures subject to oversight by the Board of Trustees. These procedures include the use of independent pricing services. The intended effect of applying fair value pricing is to compute a NAV that accurately reflects the value of a Fund's portfolio at the time that the NAV is calculated, to discourage potential arbitrage market timing in Fund shares, to mitigate the dilutive impact of such attempted arbitrage market timing and to be fair to purchasing, redeeming and existing shareholders. However, the application of fair value pricing procedures may, on occasion, worsen rather than mitigate the potential dilutive impact of arbitrage market timing.

In addition, trading in foreign portfolio securities generally, or in securities markets in a particular country or countries, may not take place on every NYSE business day. Furthermore, trading takes place in various foreign markets on days that are not NYSE business days, and on which the Fund's NAV is not calculated. Therefore, the NAV of the Fund's shares may change on days when shareholders may not be able to purchase or redeem the Fund's shares. The calculation of the Fund's NAV does not take place contemporaneously with the determination of the prices of many of the foreign portfolio securities used in the calculation. In these situations, the securities will be valued at fair value determined in good faith in accordance with the Adviser's fair value procedures.

HOW TO PURCHASE SHARES

No Load Funds

There are no sales commissions or Rule 12b-1 distribution fees charged on investments in either share class of the Funds. Investor Class shares are subject to a shareholder servicing fee of up to 0.15% per year.

How to Buy Shares

To make an initial purchase, your purchase order must be received by the Funds, their agents or an authorized financial intermediary in "good order." "Good order" means that your purchase includes: (1) a completed account application or investment stub; (2) the dollar amount of shares to be purchased; and (3) a check payable to Buffalo Funds that indicates your investment in a Fund (see Conducting Business with the Buffalo Funds chart for details on making investments in the Funds). In general, you may purchase shares of the Funds as indicated below:

- by phone, Internet, mail or wire;
- through Automatic Investments; and
- through exchanges from another Buffalo Fund.

All checks must be in U.S. dollars drawn on a domestic financial institution. Money orders, cash, third party checks, credit card checks, Treasury checks, traveler's checks, starter checks, postdated checks or any conditional order or payment will not be accepted as payment. Your NAV per share for a purchase will be the next computed NAV after your request is received in "good order" by the Fund, its agents or an authorized financial intermediary. All requests received in "good order" by the Fund, its agents or an authorized financial intermediary before the close of trading on the NYSE (generally 4:00 p.m., Eastern time) will be executed at the NAV, computed on the same day. Requests received after the close of regular trading on the NYSE will receive the next business day's NAV.

The Funds do not issue share certificates and their shares are not registered for sale outside of the United States. The Funds generally do not sell shares to investors residing outside the United States, even if they are United States citizens or lawful permanent residents, except to investors with United States military APO or FPO addresses.

	Minimum Investment Amount		
	Initial		Subsequent
	Investor Class	Institutional Class	All Classes
Regular Accounts (unless opened via an exchange)	\$ 2,500	\$250,000	\$ 100
Exchange from another Buffalo Fund*	\$ 1,000	\$1,000	\$ 100
Automatic Investment Plan	\$ 100	\$250,000	\$ 100
IRA and Uniform Transfers/Gifts to Minors Accounts	\$ 250	\$250,000	\$ 100
SEPs, Coverdell ESAs, and SAR-SEPs	\$ 250	\$250,000	\$ 100

* in the same class of shares

The Funds reserve the right to waive the minimum initial investment amount at their discretion.

Automatic Investment Plan

For your convenience, the Funds offer an Automatic Investment Plan (“AIP”). Under the AIP, after your initial investment, you may authorize the Fund to withdraw automatically from your personal checking or savings account an amount that you wish to invest, which must be at least \$100 on a monthly or quarterly basis. In order to participate in the AIP, your bank must be a member of the ACH network. If you wish to enroll in the AIP, complete the appropriate section in the Account Application. The Funds may terminate or modify this privilege at any time. You may terminate your participation in the AIP at any time by notifying the Transfer Agent five days prior to the effective date. A fee will be charged if your bank does not honor the AIP draft for any reason.

Minimum Account Size

You must maintain a minimum account value equal to the current minimum initial investment, which is \$2,500 for holders of Investor Class shares and \$250,000 for holders of Institutional Class shares, for regular shareholder accounts, unless opened via an exchange. If your account falls below a minimum due to redemptions and not market action, the Funds may ask you to increase the account size back to the minimum. If you do not bring the account up to the minimum amount within 60 days after the Funds contact you, the Funds may close the account and send your money to you.

HOW TO REDEEM SHARES

You may withdraw proceeds from your account at any time by mail, by wire or by telephone. Your NAV for a redemption will be the next computed NAV after your request is received by the Fund, its agents or an authorized financial intermediary in “good order.” All requests received in “good order” by the Fund, its agents or an authorized financial intermediary before the close of trading on the NYSE (generally 4:00 p.m. Eastern time) will be executed at the NAV computed on the same day. Requests received after the close of regular trading on the NYSE will receive the next business day’s NAV.

There is no minimum limit for withdrawal via mail or wire, but the most you can redeem by telephone is \$50,000, provided that you have previously registered for this service. Redemption requests by mail must be received by the Funds, their agents or an authorized financial intermediary in “good order.” For redemption requests, “good order” means that: (1) your request should be in writing, indicating the number of shares or dollar amount to be redeemed; (2) the request properly identifies your account number; (3) the request is signed by you and any other person listed as an account owner exactly as the shares are registered; and, if applicable, (4) the signature(s) on the request is guaranteed. Redemptions over \$50,000 must be made in writing and be signature guaranteed. Additionally, signature guarantees are required when any of the following are true:

- you request that redemption proceeds be sent to a different payee, bank, or address than that which the Funds have on file;
- you request that redemption proceeds be sent to an address of record within 15 days of changing that address; or
- you are changing the account registration or sending proceeds to a Buffalo account with a different registration.

For further instructions about signature guarantees, see the “Signature Guarantees” section.

You may receive proceeds of your sale in a check sent to the address of record, electronically via the ACH network using the previously established bank instructions or federal wire transfer to your pre-established bank account. The Funds typically expect that it will take one to three days following the receipt of your redemption request to pay out redemption proceeds; however, while not expected, payment of redemption proceeds may take up to seven days. Please note that wires are subject to a \$15 fee. There is no charge to have proceeds sent via ACH; however, funds are typically credited to your bank within two to three days after redemption. In all cases, proceeds will be processed within seven calendar days after the Funds receive your redemption request.

The Funds typically send redemption proceeds on the next Business Day after the redemption request is received in good order and prior to market close, regardless of whether the redemption proceeds are sent via check, wire, or ACH transfer. Under unusual circumstances, the Funds may suspend redemptions, or postpone payment for up to seven days, as permitted by federal securities law. Under normal market conditions, the Funds typically expect to meet redemption requests by paying out proceeds from cash or cash equivalent portfolio holdings, or by selling portfolio holdings if consistent with the management of the Funds. Under unusual market conditions such as times of market stress, the Funds reserve the right to use a line of credit to meet redemption requests or redeem in-kind as described under “Redemption in-Kind,” below. Redemptions in-kind are typically used to meet redemption requests that represent a large percentage of a Fund’s net assets in order to minimize the effect of large redemptions on the Fund and its remaining shareholders. Redemptions in-kind may be used regularly in circumstances as described above, and may also be used in stressed market conditions. If shares to be redeemed represent a recent investment made by check or ACH transfer, the Funds reserve the right to not make the redemption proceeds available until they have reasonable grounds to believe that the check or ACH transfer has been collected (which may take up to 12 calendar days). This delay will not apply if you purchased your shares via wire payment.

The following services are also available to shareholders. Please call 1-800-49-BUFFALO (1-800-492-8332) for more information.

Uniform Transfers/Gifts to Minors Accounts

Transfer on Death (“TOD”) Accounts

Accounts for corporations, partnerships and retirement plans

Traditional IRA accounts

Roth IRA accounts

Coverdell Education Savings Accounts

Simplified Employee Pensions (“SEPs”)

Simple IRAs

Distributions

Distributions. Each Fund intends to qualify and elect to be treated as a regulated investment company (“RIC”) under Subchapter M of the Internal Revenue Code of 1986, as amended (the “Code”). As a RIC, a Fund generally pays no federal income tax on the investment company taxable income and net capital gain it distributes to you, provided that the Fund complies with all requirements regarding the sources of its income, diversification of its assets, and the timing and amount of its distributions. The Flexible Allocation, Growth & Income, and High Yield Funds expect to declare and distribute all of their respective investment company taxable income, which includes interest, dividends, net short-term capital gain and net gain from foreign currency transactions, if any, to their respective shareholders at least annually and as frequently as quarterly or monthly. The Blue Chip Growth, Early Stage Growth, Growth, International, Mid Cap Discovery, Mid Cap Growth and Small Cap Growth Funds expect to declare and distribute their respective investment company taxable income, if any, annually, usually in December. Distributions of net capital gain (the excess of net long-term capital gain over net short-term capital loss), if any, will be declared and paid by each of the Buffalo Funds annually, usually in December. A Fund may distribute its investment company taxable income and net capital gain more frequently, if necessary, in order to reduce or eliminate federal excise or income taxes on such Fund. Alternatively, but subject to the approval of the Board of Trustees, any or all of the Funds may distribute all of their investment company taxable income and net capital gain, if applicable, annually, semi-annually, quarterly or monthly on a date or dates approved by the Board of Trustees.

The amount of any distribution will vary, and there is no guarantee a Fund will make a distribution of either investment company taxable income or net capital gain. Distributions made by a Fund are automatically reinvested in additional shares of the Fund at net asset value unless the Fund is instructed otherwise. There are no fees or sales charges on reinvestments of distributions in additional Fund shares. If you elect to receive payments of distributions in cash, and

the U.S. Postal Service is unable to deliver the check, or if a check remains outstanding for six months, the Funds reserve the right to reinvest the distribution check in your account, at the applicable Fund's then-current NAV, and to reinvest all subsequent distributions. You may change your distribution option by contacting the Transfer Agent by telephone or in writing at least 5 days prior to the record date of the next distribution.

Annual Statements. Every January, you will receive a statement that shows the tax status of distributions you received (or were deemed to receive) in the previous calendar year. The Funds may reclassify distributions after your tax reporting statement is mailed to you. Prior to issuing your statement, the Funds make every effort to search for reclassified income to reduce the number of corrected forms mailed to shareholders. However, when necessary, the Funds will send you a corrected Form 1099-DIV to reflect reclassified information.

Avoid "Buying a Distribution." If you are a taxable investor and invest in a Fund shortly before the record date of a distribution, the distribution will lower the value of the Fund's shares by the amount of the distribution and, in effect, you will receive some of your investment back in the form of a taxable distribution.

Taxes

Changes in income tax laws, potentially with retroactive effect, could impact a Fund's investments or the tax consequences to you of investing in a Fund. Some of the changes could affect the timing, amount and tax treatment of Fund distributions made to shareholders. Please consult your tax advisor before investing.

Federal Income Tax Considerations. In general, if you are a taxable investor, Fund distributions are taxable to you at either ordinary income or long-term capital gain tax rates. This is true whether you reinvest your distributions in additional Fund shares or receive them in cash. Fund distributions may not be subject to federal income tax if you are a tax-exempt investor or are investing through a tax-deferred or tax-advantaged arrangement, such as a 401(k) plan or a traditional or Roth IRA, in which case you may be subject to federal income tax upon withdrawal of money from a tax-deferred arrangement.

For federal income tax purposes, Fund distributions of investment company taxable income are taxable to you as ordinary income unless any part of such distribution is attributable to and reported as qualified dividend income. For non-corporate shareholders, any distribution attributable to and reported as qualified dividend income will be eligible for the reduced federal income tax rates applicable to long-term capital gain, provided such shareholders meet certain holding period requirements with respect to their Fund shares. For a corporate shareholder, a portion of a Fund's distributions of investment company taxable income may qualify for the intercorporate dividends-received deduction to the extent the Fund receives dividends directly or indirectly from U.S. corporations, reports the amount distributed as eligible for deduction and the corporate shareholder meets certain holding period requirements with respect to its Fund shares. For non-corporate shareholders, distributions of net capital gain are taxable as long-term capital gain no matter how long the shareholder has owned its Fund shares. Distributions are generally taxable when received. However, distributions declared in October, November or December to shareholders of record and paid the following January are taxable as if received on December 31.

Net Investment Income Tax. In addition to the federal income tax, certain individuals, trusts and estates may be subject to a net investment income ("NII") tax of 3.8%. The NII tax is imposed on the lesser of (i) a taxpayer's investment income, net of deductions properly allocable to such income, or (ii) the amount by which the taxpayer's modified adjusted gross income exceeds certain thresholds (\$250,000 for married individuals filing jointly, \$200,000 for unmarried individuals and \$125,000 for married individuals filing separately). The Funds' distributions are includable in a shareholder's investment income for purposes of this NII tax. In addition, any capital gain realized upon a sale, exchange or redemption of Fund shares is includable in a shareholder's investment income for purposes of this NII tax.

Sale, Exchange or Redemption of Fund Shares. If you are a taxable investor, a sale, exchange or redemption of Fund shares is a taxable event and, accordingly, a capital gain or loss may be recognized. For federal income tax purposes, an exchange of your Fund shares for shares of a different Buffalo Fund is the same as a sale or redemption. Gain or loss realized upon a sale, exchange or redemption of Fund shares will generally be treated as long-term capital gain or loss if the shares have been held for more than one year and as short-term capital gain or loss if the shares have been held for one year or less. Any loss arising from the sale, exchange or redemption of shares held for six months or less, however, is treated as a long-term capital loss to the extent of any distributions of net capital gain received or deemed

to be received with respect to such shares. In determining the holding period of such shares for this purpose, any period during which your risk of loss is offset by means of options, short sales or similar transactions is not counted. If you purchase Fund shares (through reinvestment of distributions or otherwise) within thirty days before or after selling, exchanging or redeeming shares of the same Fund at a loss, all or part of your loss will not be deductible and will instead increase the basis of the new shares.

Backup Withholding. By law, if you do not provide the Funds with your proper Social Security Number or other taxpayer identification number and make certain required certifications, you may be subject to backup withholding on any distributions of investment company taxable income, net capital gain, or proceeds from the sale, exchange or redemption of your shares. The Funds also must withhold if the IRS instructs them to do so. The rate of backup withholding is set under Section 3406 of the Code for U.S. residents.

International Fund. If the International Fund qualifies to pass through to you the tax benefits from foreign taxes it pays on its investments, and elects to do so, then certain foreign taxes it pays on these investments may be passed through to you, which you may either claim as a foreign tax credit or deduction if you itemize deductions. The Fund will notify you if it is eligible to and makes such an election. Please see the SAI for more information regarding the pass-through of foreign taxes.

Cost Basis Reporting. The Funds are required to report to certain shareholders and the IRS the cost basis of Fund shares acquired on or after January 1, 2012 when such shareholders subsequently sell, exchange or redeem those Fund shares. The Funds will determine cost basis using the average cost method unless you elect in writing (and not over the telephone) any alternate IRS-approved cost basis method. Please see the SAI for more information regarding cost basis reporting.

Other. Fund distributions and capital gains from the sale, exchange or redemption of your Fund shares generally are subject to state and local taxes. Non-U.S. investors may be subject to U.S. withholding tax at a 30% rate on amounts that are not effectively connected with a U.S. trade or business (or lower rate pursuant to certain treaties) and U.S. estate tax. Additionally, non-U.S. investors may be subject to special U.S. tax certification requirements.

This discussion of distributions and taxes is not intended or written to be used as tax advice. Because everyone's tax situation is unique, you should consult your tax professional about federal, state, local, or foreign tax consequences before making an investment in any of the Funds.

Additional Policies About Transactions

The Funds cannot process a transaction request unless it is properly completed as described in this section. To avoid delays, please call the Funds if you have any questions about these policies. The Funds reserve the right to cancel or change these transaction policies at any time upon 30 days' written notice to shareholders prior to any change taking effect.

The Funds do not consider the U.S. Postal Service or other independent delivery services to be their agents. Therefore, deposit in the mail or with such services, or receipt at the U.S. Bancorp Fund Services, LLC post office box, of purchase orders or redemption requests does not constitute receipt by the Transfer Agent. Receipt of purchase orders or redemption requests is based on when the order is received at the Transfer Agent's (or authorized financial intermediary's) offices.

If you wish to purchase (or redeem) shares of a Buffalo Fund through a broker, a fee may be charged by that broker. You may also contact the Buffalo Funds directly to purchase and redeem shares of the Funds without this fee. In addition, you may be subject to other policies or restrictions of the broker, such as a higher minimum account value.

Purchases – The Funds may reject purchase orders when they are not received by the Funds, their agents or an authorized financial intermediary in “good order” or when it is in the best interest of a Fund and its shareholders to do so. Further, the Funds reserve the right to reject any purchase order for any reason or no reason at all. If your check or ACH does not clear, you will be charged a fee of \$25, and you may be responsible for any additional charges incurred by the Funds. If a purchase order is rejected for any reason, the investor will be notified.

Redemptions – The Funds generally send proceeds to the proper party, as instructed, as soon as practicable after a redemption request has been received in “good order” by the Fund, its agents or an authorized financial intermediary. But the Funds reserve the right, under certain circumstances, to delay the payment of redemption proceeds up to seven days (as allowed by applicable law).

The Funds cannot accept requests that contain special conditions or effective dates, and the Funds may request additional documentation to ensure that a request is genuine. Under certain circumstances, the Funds may, instead of cash, pay you proceeds in the form of liquid portfolio securities owned by the Fund. For federal income tax purposes, redemptions paid in securities are taxed in the same manner to a redeeming shareholder as redemptions paid in cash. If the Funds pay you with securities in this manner, the total value of such securities on the date of sale will be used to calculate your capital gain or loss for federal income tax purposes with respect to such redemption. If you receive securities instead of cash, you will incur brokerage costs when converting the securities into cash and will bear any market risk until such securities are converted.

If you request a redemption within 12 days of a purchase, the Funds will delay sending your proceeds until unconditional payment has been collected. This may take up to 12 calendar days from the date of purchase. This delay will not apply if you purchase your shares via wire payment. For your protection, if your account address has been changed within the last 15 days, your redemption request must be in writing and signed by each account owner, with signature(s) guaranteed. The right to redeem shares may be temporarily suspended in emergency situations as permitted by federal law.

Shareholders who hold their shares in an IRA or other retirement plan must indicate on their redemption request whether or not to withhold federal income tax. Generally, redemption requests failing to indicate an election not to have tax withheld will be subject to 10% withholding. Please refer to your IRA Disclosure Statement for more information.

The Funds and the Transfer Agent will use procedures to confirm that redemption instructions received by telephone are genuine, including recording of telephone instructions and requiring a form of personal identification before acting on these instructions. If these normal identification procedures are followed, neither the Funds nor the Transfer Agent will be liable for any loss, liability, or cost that results from acting upon instructions of a person believed to be a shareholder with respect to the telephone redemption privilege. If an account has more than one owner or authorized person, the Funds will accept telephone instructions from any one owner or authorized person.

Telephone redemptions cannot be made for retirement plan accounts. You may encounter higher than usual call wait times during periods of high market activity. Please allow sufficient time to ensure that you will be able to complete your telephone transaction prior to market close. Once a telephone transaction has been placed, it cannot be canceled or modified after the close of trading on the NYSE (generally 4:00 p.m., Eastern time).

Market Timing and Frequent Trading – While the Funds provide shareholders with daily liquidity, the Funds are designed for long-term investors and are not intended for investors that engage in excessive short-term trading activity that may be harmful to the Funds including, but not limited to, market timing. Market timing is generally defined as the excessive short-term trading of mutual fund shares that may be harmful to the Funds and their shareholders. The Funds do not allow market timing or accommodate market timers, and the Funds have policies and procedures to that end.

Frequent purchases and redemptions of a Fund’s shares may present certain risks for a Fund and its shareholders. These risks include, among other things, dilution in the value of Fund shares held by long-term shareholders, interference with the efficient management of a Fund’s portfolio, negatively impairing a Fund’s performance and increased brokerage and administrative costs for all shareholders, including long-term shareholders who do not generate these costs. A Fund may have difficulty implementing long-term investment strategies if it is unable to anticipate what portion of its assets it should retain in cash to provide liquidity to its shareholders.

The Board of Trustees has adopted policies and procedures to prevent excessive short-term trading and market timing, under which the Funds will refuse to sell shares to market timers, and will take such other actions necessary to stop excessive or disruptive trading activities, including closing an account to new purchases believed to be held by or for a market timer. The Funds may refuse or cancel purchase orders (within one business day of purchase) for any reason, without prior notice, particularly purchase orders that the Funds believe are made by or on behalf of market timers. You will be considered a market timer if you: (i) have requested a redemption of Fund shares within 90 days of an earlier

purchase (or exchange) request; (ii) make investments of \$1 million or more followed by a redemption (or exchange) request in close proximity to the purchase; or (iii) otherwise seem to follow a timing pattern.

The Funds have implemented trade activity monitoring procedures to discourage and prevent market timing or excessive short-term trading in the Funds. For purposes of applying these procedures, the Funds may consider, among other things, an investor's trading history in the Funds, and accounts under common ownership, influence or control. Under these procedures, the Funds or their agents monitor selected trades and flows of money in and out of the Funds in an effort to detect excessive short-term trading activities, and for consistent enforcement of the policy. If, as a result of this monitoring, the Funds or their agents believe that a shareholder has engaged in excessive short-term trading, the Fund will refuse to process purchases or exchanges in the shareholder's account.

For individual accounts where transaction information can readily be accessed, the Funds, the Adviser or their agents will monitor transaction activity. Where transactions are placed through omnibus accounts maintained by financial intermediaries, such as 401(k) plan administrators and certain fee-based financial advisers, the ability to monitor trades from the underlying shareholders may be limited. The Funds, the Adviser or their agents will seek to utilize web-based and other tools made available by such financial advisers to provide transparency to screen for excessive short-term trading. If, as a result of the monitoring, the Funds, the Adviser or their agents believe that a shareholder has engaged in excessive short-term trading, the Funds will request the financial advisers to restrict the account from further purchases or exchanges.

The Funds have also implemented fair value pricing procedures designed to help ensure that the prices at which Fund shares are purchased and redeemed are fair, do not result in the dilution of shareholder interests or other harm to shareholders, and help to deter market timing activity. For more information on fair value pricing by the Funds, please see the section entitled "How Share Price is Determined" above.

The shares of the Funds are not subject to any contingent deferred sales charge or a redemption fee. However, the Funds, except the International Fund, hold stocks and other investments that generally are domestic, liquid securities, such that the Funds generally do not make an attractive target for predatory trading or arbitrage efforts.

Although the policy is designed to discourage excessive short-term trading, none of these procedures alone nor all of them taken together eliminate the possibility that excessive short-term trading activity in the Funds will occur. Moreover, each of these procedures involves judgments that are inherently subjective. The Adviser and its agents seek to make these judgments to the best of their abilities in a manner that they believe is consistent with shareholder interests.

Exemptions to the Funds' policy defining someone as a market timer may only be granted by the Funds' Chief Compliance Officer upon good reason and exigent circumstances as demonstrated by the individual. Exigent circumstances may be deemed as an unforeseen need for funds or a pattern of typically investing \$1 million or more. Any waiver of the policies on market timing will not be permitted if it would harm a Fund or its shareholders or subordinate the interest of the Fund or its shareholders. Any waiver of prohibitions on market timing made by the Chief Compliance Officer must be reported to the Board of Trustees at the next quarterly Board meeting.

Payments to Financial Intermediaries – The Adviser may pay compensation, out of its own resources and without additional cost to the Funds or their shareholders, to brokers and other financial intermediaries for services provided to clients who hold Fund shares. The types of services provided by brokers and other financial intermediaries may include (without limitation) shareholder servicing support (i.e., administrative, sub-accounting and other shareholder services) and marketing support. This practice is referred to as "revenue sharing."

These payments may take a variety of forms, including (without limitation) compensation for sales, "trail" fees for shareholder servicing and maintenance of investor accounts and finder's fees that vary depending on the Fund and the dollar amount of shares sold. Payments may be structured as a flat fee, a percentage of net sales or net assets (or a combination thereof) or a fee based upon the number of underlying accounts.

Revenue sharing arrangements are not financed by the Funds, and thus do not result in increased Fund expenses. They are not reflected in the fees and expenses listed in the fees and expenses sections of the Funds' prospectus. Such payments and compensation, if made, would be in addition to the shareholder servicing and other administrative fees

payable out of Fund assets to firms that provide services to shareholders of the Institutional Class and Investor Class shares, as applicable.

Revenue sharing payments may provide an additional incentive for brokers and other financial intermediaries to actively promote the Funds. Depending on the arrangements in place at any particular time, a financial intermediary may have a financial incentive to recommend a particular Fund. Your financial intermediary may charge you additional fees and commissions. You should consult your dealer or financial intermediary for more details about any such payment it receives.

Closure of a Fund – The Adviser retains the right to close a Fund (or partially close a Fund) to new purchases if it is determined to be in the best interest of shareholders. Based on market and fund conditions, the Adviser may decide to close a Fund to new investors, all investors or certain classes of investors (such as fund supermarkets) at any time. If a Fund is closed to new purchases it will continue to honor redemption requests, unless the right to redeem shares has been temporarily suspended as permitted by federal law.

Signature Guarantees – Generally signature guarantees will be accepted from domestic banks, brokers, dealers, credit unions, national securities exchanges, registered securities associations, clearing agencies and savings associations, as well as from participants in the New York Stock Exchange Medallion Signature Program and the Securities Transfer Agents Medallion Program (“STAMP”). A notarized signature from a notary public *is not* a signature guarantee. For your protection, the Funds require a guaranteed signature, from either a Medallion program member or a non-Medallion program member, if you request:

- that a redemption be sent to a different payee, bank or address than that which the Funds have on file;
- any redemption within 15 calendar days of a change of address;
- any redemption in excess of \$50,000; or
- a change in account registration.

Please note that a signature guarantee is *not required* for an IRA transfer of any amount, where an executed letter of acceptance from the successor custodian is received and the proceeds are sent directly to the successor custodian.

Non-financial transactions, including establishing or modifying certain services on an account, may require a signature guarantee, signature verification from a Signature Validation Program member or other acceptable form of authentication from a financial institution source.

In addition to the situations above, the Funds and/or the Transfer Agent reserve the right to require a signature guarantee in other instances based on the circumstances relative to the particular situations. The Funds and/or Transfer Agent also reserve the right to waive any signature requirement at their discretion.

Corporations, Trusts and Other Entities – Persons who want to purchase or redeem shares of a Buffalo Fund on behalf of a corporation, in a fiduciary capacity, or in any other representative or nominee capacity must provide the Funds with appropriate documentation establishing their authority to act. The Funds cannot process requests until all required documents have been provided. Please call the Funds if there are questions about what documentation is required.

Exchanges to Another Fund – The minimum exchange amount required to establish a new Fund account is \$1,000. After your accounts are established, exchanges may be made in amounts of \$100 or more. You must also keep a minimum balance in the amount of \$1,000 in your account, unless you wish to close that account. You must also keep a minimum balance in the account of the Fund out of which you are exchanging shares, unless you wish to close that account. The names and registrations on both accounts must be identical. An exchange of shares of one Buffalo Fund for shares of another Buffalo Fund will be treated for federal income tax purposes as a redemption followed by a purchase of the shares of the other fund, and will thus result in the same tax treatment as a redemption of Fund shares. Exchanges between Buffalo Funds are transactions subject to the Fund’s market timing policy. You should review the Prospectus for information relating to the Buffalo Fund in which you are investing. All shareholders who have selected this option on their account application are able to perform exchanges by telephone. Call the Funds (toll-free) at 1-800-49-BUFFALO (1-800-492-8332) to learn more about exchanges.

Converting Shares – Subject to meeting the minimum investment amount for Institutional Class shares, investors currently holding Investor Class shares may convert to Institutional Class. If you hold shares directly with the Funds and your account meets the eligibility requirements for conversion to the Institutional Class, call the Buffalo Funds (toll-free) at 1-800-49-BUFFALO (1-800-492-8332) for information on how to make the conversion. Shareholders holding shares through financial intermediaries (such as a broker-dealer or bank) should contact their intermediary to determine if their account can be converted to Institutional Class shares.

The conversion of shares is not expected to be a taxable event for federal income tax purposes and should not result in the recognition of a gain or loss by shareholders, although each shareholder should consult with his or her own tax professional.

Telephone/Internet Services – Telephone trades must be received by or prior to market close. During periods of increased market activity, you may have difficulty reaching the Funds by telephone and shareholders may encounter higher than usual call wait times. Please allow sufficient time to ensure that you will be able to complete your telephone transaction prior to market close. Neither the Fund nor the Transfer Agent is liable for any loss incurred due to failure to complete a telephone transaction prior to market close. If you are unable to reach the Funds by telephone, you may contact the Buffalo Funds by mail or by accessing the Funds' web site at www.buffalofunds.com. The Funds may refuse a telephone request, including a request to redeem shares of a Fund. The Funds will use reasonable procedures to confirm that telephone instructions are genuine. If an account has more than one owner or authorized person, the Funds will accept telephone instructions from any one owner or authorized person. If such procedures are followed, neither the Funds nor any person or entity that provides services to the Buffalo Funds will be liable for any losses due to unauthorized or fraudulent instructions. The Funds reserve the right to limit the frequency or the amount of telephone redemption requests. Once a telephone or internet transaction has been placed, it cannot be canceled or modified after the close of trading on the NYSE (generally 4:00 p.m. Eastern time).

Timing of Requests – Your price per share for purchases and redemptions will be the NAV next computed after your request is received in “good order” by the Funds, their agents or an authorized financial intermediary. All requests received in “good order” by the Funds, their agents or an authorized financial intermediary before the close of trading on the NYSE (generally 4:00 p.m. Eastern time) will be executed at the NAV computed on the same day. Requests received after the close of regular trading on the NYSE will receive the next business day's NAV.

Redemption in-Kind – The Funds generally pay redemption proceeds in cash. However, the Trust has filed a notice of election under Rule 18f-1 under the 1940 Act with the SEC, under which the Trust has reserved the right to redeem in kind under certain circumstances (such as times of market stress), meaning that redemption proceeds may be paid in liquid securities with a market value equal to the redemption price. For federal income tax purposes, redemptions in-kind are taxed in the same manner to a redeeming shareholder as redemptions paid in cash. If shares are redeemed in kind, the redeeming shareholder will incur expenses converting the securities into cash and would bear any market risk until such securities are converted into cash.

Anti-Money Laundering Policy – In compliance with the Uniting and Strengthening America by Providing Appropriate Tools Required to Intercept and Obstruct Terrorism Act of 2001 (“USA PATRIOT Act”), please note that the Transfer Agent may verify certain information on your account application as part of the Funds' Anti-Money Laundering Compliance Program. As requested on the application, you must supply your full name, date of birth, social security number and permanent street address. If you are opening the account in the name of a legal entity (e.g., partnership, limited liability company, business trust, corporation, etc.), you must also supply the identity of the entity's beneficial owners. Mailing addresses containing only a P.O. Box will not be accepted. Until such verification is made, the Funds may temporarily limit additional share purchases. In addition, the Funds may limit additional share purchases or close an account if they are unable to verify your identity. As required by law, the Funds may employ various procedures, such as comparing the information to fraud databases or requesting additional information or documentation from you, to ensure that the information supplied by you is correct. If the Funds do not have a reasonable belief of your identity, the account will be rejected or you will not be allowed to perform a transaction on the account until such information is received. In the rare event that the Transfer Agent is unable to verify your identity, the Fund reserves the right to redeem your account at the current day's net asset value. Please contact the Transfer Agent at 1-800-492-8332 if you need additional assistance when completing your application.

Householding – In an effort to decrease costs, the Funds intend to reduce the number of duplicate prospectuses and certain other shareholder documents that you receive by sending only one copy of each to those addresses shared by two or more accounts and to shareholders that the Funds reasonably believe are from the same family or household. If you would like to discontinue householding for your accounts, please call the Transfer Agent at 1-800-49-BUFFALO (1-800-492-8332) to request individual copies of these documents. The Transfer Agent will begin sending individual copies within 30 days after receiving your request. This policy does not apply to account statements.

Lost Shareholders, Inactive Accounts and Unclaimed Property – It is important that the Funds maintain a correct address for each shareholder. An incorrect address may cause a shareholder's account statements and other mailings to be returned to the Funds. Based upon statutory requirements for returned mail, the Funds will attempt to locate the shareholder or rightful owner of the account. If the Funds are unable to locate the shareholder, then they will determine whether the shareholder's account can legally be considered abandoned. Your mutual fund account may be transferred to the state government of your state of residence if no activity occurs within your account during the "inactivity period" specified in your state's abandoned property laws. The Funds are legally obligated to escheat (or transfer) abandoned property to the appropriate state's unclaimed property administrator in accordance with statutory requirements. The shareholder's last known address of record determines which state has jurisdiction. Please proactively contact the Transfer Agent toll-free at 1-800-49-BUFFALO (1-800-492-8332) at least annually to ensure your account remains in active status.

If you are a resident of the state of Texas, you may designate a representative to receive notifications that, due to inactivity, your mutual fund account assets may be delivered to the Texas Comptroller. Please contact the Transfer Agent if you wish to complete a Texas Designation of Representative form.

Additional Information – The Trust enters into contractual arrangements with various parties, including among others, the Funds' investment adviser, principal underwriter, custodian and transfer agent, who provide services to the Funds. Shareholders are not parties to any such contractual arrangements or intended beneficiaries of those contractual arrangements, and those contractual arrangements are not intended to create in any shareholder any right to enforce them against the service providers or to seek any remedy under them against the service providers, either directly or on behalf of the Trust.

This prospectus provides information concerning the Funds that you should consider in determining whether to purchase Fund shares. Neither this prospectus nor the Statement of Additional Information is intended, or should be read, to be or give rise to an agreement or contract between the Trust, the Trustees or any Fund and any investor, or to give rise to any rights in any shareholder or other person other than any rights under federal or state law that may not be waived.

Privacy Policy

This Privacy Policy has been adopted by the Buffalo Funds. The Funds are each an open-end diversified management investment company registered under the Investment Company Act of 1940 (the “1940 Act”).

KCM is an investment adviser registered with the Securities and Exchange Commission that serves as the investment adviser and manager of the Funds.

The Funds and the Adviser are collectively referred to as the “Companies,” “we,” “our” or “us.”

As a part of providing you services and products, we collect non-public personally identifiable information (“Personal Information”) about you. Some of this is information you provide, and some is obtained from other sources. In some circumstances, a necessary part of providing products and services to you requires that we disclose Personal Information about you to third parties.

We want you to understand how we handle your Personal Information. Please read the Privacy Policy carefully. It has information about our policies for the collection, use, disclosure, and protection of your Personal Information. If you have any questions, you can obtain additional information from the following:

Buffalo Funds
c/o U.S. Bank Global Fund Services
P.O. Box 701
Milwaukee, Wisconsin 53201-0701
1-800-492-8332
www.buffalofunds.com

Please be aware that we periodically update or revise the Privacy Policy. As methods of doing business change, we reflect any applicable changes in our Privacy Policy. If you are our customer, we will send you an update as and when it occurs.

SALE/DISCLOSURE OF YOUR PERSONAL INFORMATION

We promise that we will not sell your Personal Information to any person.

Also, we will not disclose your Personal Information to any third person aside from the disclosures described below. These disclosures generally relate to marketing or maintaining products or services provided to you.

WHAT INFORMATION DO WE COLLECT?

Personal, Financial and Product Information

To be able to offer, provide and maintain these products and services, the Companies collect a variety of Personal Information about you. The Personal Information we collect will vary depending upon the product or service you select. The following is a general list of the Personal Information. Not all of the Personal Information will be collected every time you do business with us.

Personal Information

- Name
- Address
- Birthdate
- Phone number
- Social Security Number
- E-mail address
- Product-Related Personal Information
- Product Activity History (things you have done with your mutual funds such as deposits, transfers, redemptions, etc.)

GENERAL PRIVACY PROCESSES

How do we collect Personal Information?

We use a variety of methods to collect Personal Information. We collect Personal Information directly from you with paper forms (for example, new account and other administrative forms), over the phone or through facsimile transmissions. We also collect Personal Information from our web site and through other electronic means. We collect some Personal Information through joint marketing programs where we offer a product or service through another financial institution. In some of these instances, you may be considered a customer of both entities.

Who has access to this Personal Information?

Generally, only the Companies' staff and certain companies working on the Companies' behalf have access to this Personal Information.

Those Working on Our Behalf

Depending on the product or service you select, there may be a number of third parties that will have access to your Personal Information since they are working on our behalf. This access is necessary because these third parties perform a task or provide administrative services for the product you seek or have purchased from us. If we do not share the Personal Information, we cannot provide you the product or service you requested. In certain cases, affiliates are the entities performing such services on our behalf.

When we share Personal Information with non-affiliated companies working on our behalf, we protect your Personal Information by requiring such companies to adopt our privacy policy or have a policy providing protection similar to ours.

Required Disclosures

Certain Personal Information may also be disclosed to third parties without your consent if disclosure is necessary to comply with: 1) legal processes; 2) to protect the rights, property, or personal safety of the Funds, their shareholders or the public; 3) as part of inspections or examinations conducted by our regulatory agencies; and 4) in other situations required by law.

Joint Marketing

In certain circumstances, the Companies may jointly market a product or service with another financial institution. In these circumstances, we have arranged to offer our products through these entities and their representatives or through electronic systems (for example, the Internet).

The Companies may make other disclosures authorized by law.

Requested Disclosures

We will disclose your Personal Information if you request it to those persons that you designate. Examples of this are to: members of your family; registered investment advisers, attorneys and CPAs who you have retained to advise you in a transaction; and persons whom you have designated to represent you in dealings with us.

What do we do with the Personal Information?

The Companies make use of the Personal Information to provide you with the financial products and services that we offer.

At the point that you cease being a customer, we will maintain your Personal Information and handle it just the same as our current customers.

The Companies restrict access to the Personal Information to those who need to know it for ordinary business purposes. We also maintain physical, electronic, and procedural safeguards that comply with federal standards to guard your Personal Information.

What are your options regarding corrections of Personal Information?

Generally, upon your written request, we will make available Personal Information for your review. Please note, Personal Information collected that relates to a disputed claim or legal proceeding will not be made available. If you notify us that the Personal Information is incorrect, we will review it and if we agree, correct our records. If we do not agree, you may submit a short comment, which we will include in future third party disclosures, if any occur, of Personal Information.

Conducting Business with the Buffalo Funds

BY PHONE OR INTERNET	HOW TO OPEN AN ACCOUNT	HOW TO ADD TO AN ACCOUNT	HOW TO SELL SHARES	HOW TO EXCHANGE OR CONVERT SHARES
<p>1-800-49-BUFFALO (1-800-492-8332)</p> <p>www.buffalofunds.com</p> <p>You must accept telephone and internet transactions on your account application or on the appropriate form. If you call, the Funds' representative may request personal identification and tape-record the call.</p>	<p>If you already have a Buffalo Fund account, you may open an account in another Buffalo Fund via exchange (\$1,000 minimum). The names and registrations on the accounts must be identical.</p>	<p>You may make additional investments (\$100 minimum) by telephone/on-line. After the Funds receive and accept your request, and your account has been open for at least 7 business days, the Funds will deduct from your checking or savings account the cost of the shares.</p> <p>Availability of this service is subject to approval by the Funds and the participating banks.</p>	<p>You may withdraw any amount up to \$50,000 by telephone/on-line, provided that you have registered for this service previously. The Funds will send money only to the address of record, via ACH or by wire to the bank of record.</p>	<p>You may exchange existing shares (\$1,000 minimum exchange for new accounts) for shares in another Buffalo Fund. Shares must be exchanged into an identically-registered account(s).</p> <p>You may convert Investor Class shares of a Buffalo Fund to Institutional Class shares of the same Fund, subject to eligibility requirements for Institutional Class shares.</p>
BY MAIL				
<p>All Purchases and Redemptions:</p> <p>Regular Mail Buffalo Funds c/o U.S. Bank Global Fund Services P.O. Box 701 Milwaukee, WI 53201-0701</p> <p>Registered/Overnight Mail: Buffalo Funds c/o U.S. Bank Global Fund Services 615 East Michigan Street Milwaukee, WI 53202-5207</p>	<p>Complete and sign the application that accompanies this Prospectus. Your initial investment must meet the account minimum requirement. Make your check payable to Buffalo Funds and be sure to indicate the name of the Fund in which you are investing.</p>	<p>Make your check (\$100 minimum) payable to Buffalo Funds and mail it to the Funds. Always identify your account number or include the detachable investment stub (from your confirmation statement).</p>	<p>In a letter, include the genuine signature of each registered owner (exactly as registered), and guaranteed (see Signature Guarantees), if required, the name of each account owner, the account number and the number of shares or the dollar amount to be redeemed. The Funds will send money to the payee and address specified by you, via ACH or by wire.</p>	<p>For exchanges: In a letter, include the genuine signature of each registered owner (exactly as registered), the account number, the number of shares, the share class or dollar amount to be exchanged (\$100 minimum into an existing account) and the name of the Buffalo Fund into which the money is being transferred.</p> <p>For conversions: In a letter, include the genuine signature of each registered owner (exactly as registered), account number, the number of Investor Class shares or dollar amount to be converted to Institutional Class shares (subject to the eligibility requirements for Institutional Class shares) and the name of the Buffalo Fund into which money is being transferred.</p>

BY WIRE

U.S. Bank National Association
 777 E. Wisconsin Ave.
 Milwaukee, WI 53202
 ABA#075000022

Credit: U.S. Bancorp Fund Services, LLC
 A/C#112-952-137
 Further Credit: (Name of specific Buffalo Fund)
 (Shareholder name and account number)

First, contact the Funds by phone to make arrangements with a telephone representative to send in your completed application via facsimile. A completed application is required in advance of a wire. Upon receipt of your completed application, your account will be established and a service representative will contact you to provide your new account number and wiring instructions. If you do not receive this information within one business day, you may call the Transfer Agent. You may then contact your bank to wire funds according to the instructions you are given. Your initial purchase will be placed as of the date the funds are received provided the funds are received before the close of the market. If the funds are received after the close of the market, your shares will be purchased using the next business day's closing NAV.

Wire share purchases (\$100 minimum) should include the names of each account owner, your account number and the name of the Fund. In order to obtain wiring instructions, and to ensure proper credit, please notify the Funds prior to sending a wire purchase order.

Redemption proceeds may be wired to your pre-identified bank account. A \$15 fee is charged. If your written request is received before 4:00 P.M. (Eastern Time), the Funds will normally wire the money on the following business day. If the Funds receive your written request after 4:00 P.M. (Eastern Time), the Funds will normally wire funds on the second business day. Contact your bank about the time of receipt and availability.

Not applicable.

THROUGH AUTOMATIC TRANSACTION PLANS

You must authorize each type of automatic transaction on your account application or complete an authorization form, which you can obtain from the Funds by request. All registered owners must sign.

Not applicable.

Automatic Investment:

You may authorize automatic monthly or quarterly investments in a constant dollar amount (\$100 minimum) from your checking or savings account. The Funds will draft your checking or savings account on the same day each month or quarter in the amount you authorize via ACH. In order to participate in the Automatic Investment Plan, your bank must be a member of the ACH system.

Systematic Redemption Plan:

You may specify a dollar amount (\$50 minimum) to be withdrawn monthly or quarterly or have your shares redeemed at a rate calculated to exhaust the account at the end of a specified period. You must own shares in an open account valued at \$10,000 when you first authorize the systematic redemption plan. The Fund will send a check to your address of record or will send the payment via electronic funds transfer through the ACH network directly to your bank account. You may cancel or change your plan at least five days prior to the next scheduled withdrawal or redeem all your shares at any time. The Funds will continue withdrawals until your shares are gone or until the Fund or you cancel the plan.

Systematic Exchanges:

You may authorize systematic exchanges from your account (\$100 minimum to an existing Buffalo Account and \$1,000 to a new Buffalo account) to another Buffalo Fund. Exchanges will be continued until all shares have been exchanged or until you terminate the service.

Additional Information

The SAI contains additional information about the Funds and is incorporated by reference into this Prospectus. The Funds' annual and semi-annual reports to shareholders and Form N-CSR contain additional information about each of the Buffalo Fund's investments and are incorporated herein by reference. In the annual report, you will find a discussion of the market conditions and investment strategies that significantly affected each Fund's performance during the last fiscal year. In Form N-CSR, you will find the Funds' annual and semi-annual financial statements.

You may request a free copy of these documents by calling, writing or e-mailing the Funds as shown below. You may also call the toll-free number given below to request other information about the Funds and to make shareholder inquiries. The SAI and shareholder reports are also available free of charge online at the Funds' website listed below.

Reports and other information about the Funds are also available free of charge from the SEC's EDGAR database on the SEC's website at <http://www.sec.gov>; or for a duplicating fee, by sending an e-mail request to publicinfo@sec.gov.



1-800-49-BUFFALO
(1-800-492-8332)
Buffalo Funds
c/o U.S. Bank Global Fund Services
P.O. Box 701
Milwaukee, WI 53201-0701
www.buffalofunds.com

Investment Company Act file number: 811-10303